



Chief Petty Officer (E-7)

Updated: February 2021

Rating	Quota	Total Eligible	Opportunity	Selected	Previous 4-year Avg. Flow point to E-7 (YOS)	FY21 Selects Flow point to E-7 (YOS)	Updated 4-Year Avg. Flow point to E-7 (YOS)
ETN(SS)	39	167	23.2%	39	9.42	9.67	9.58▲
EMN(SS)	59	248	23.9%	59	11.76	11.64	11.85▲
MMN(SS)	47	438	10.6%	47	11.63	12.03	11.91▲
ALL SUB	145	853	17.0%	145	10.89	11.25	11.10▲
ETN(SW)	18	79	22.8%	18	9.70	10.07	9.80▲
EMN(SW)	25	93	26.9%	22	11.04	12.50	11.33▲
MMN(SW)	58	265	21.8%	58	10.88	11.30	11.01▲
ALL SURF	101	437	23.1%	98	10.75	11.36	10.93▲
ALL NUKE	246	1,290	1,290	243	10.85	11.28	11.05▲

Table 1: Summary of FY21 E-7 Advancements

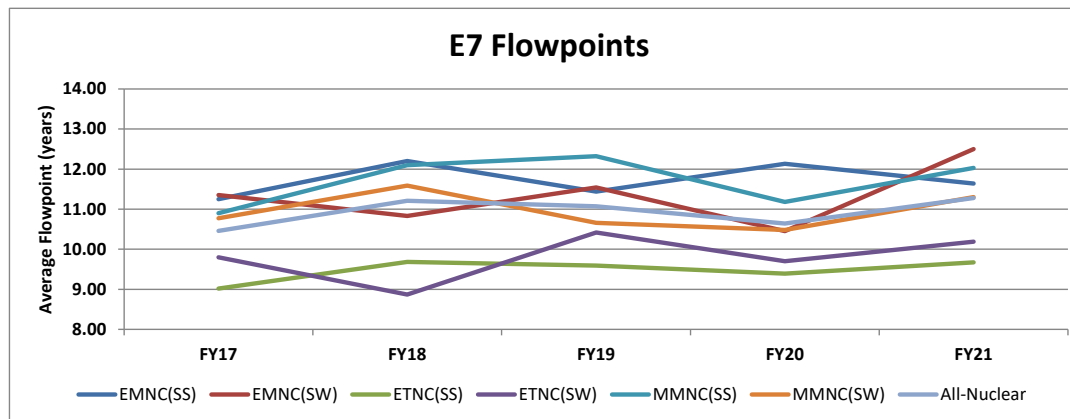


Figure 1: Historic E-7 Flowpoint (YOS) by Advancement Cycle



Senior Chief Petty Officer (E-8)

Updated: September 2021

Rating	Quota	Total Eligible	Opportunity	Selected and Announced	Previous 4-year Avg. Flowpoint to E-8 (YOS)	FY22 Selects Flowpoint to E-8 (YOS)	Updated 4-Year Avg. Flowpoint to E-8 (YOS)
ETN(SS)	13	35	37.1%	13	14.52	15.60	14.67
EMN(SS)	8	18	44.4%	8	16.32	17.48	16.56
MMN(SS)	12	37	32.4%	12	15.25	14.47	15.28
ETN(SW)	9	50	18.0%	6	13.84	16.19	14.42
EMN(SW)	17	41	41.5%	16	14.88	15.85	15.13
MMN(SW)	20	117	17.1%	20	15.15	14.94	14.94

Table 1: Summary of FY22 E-8 Advancements

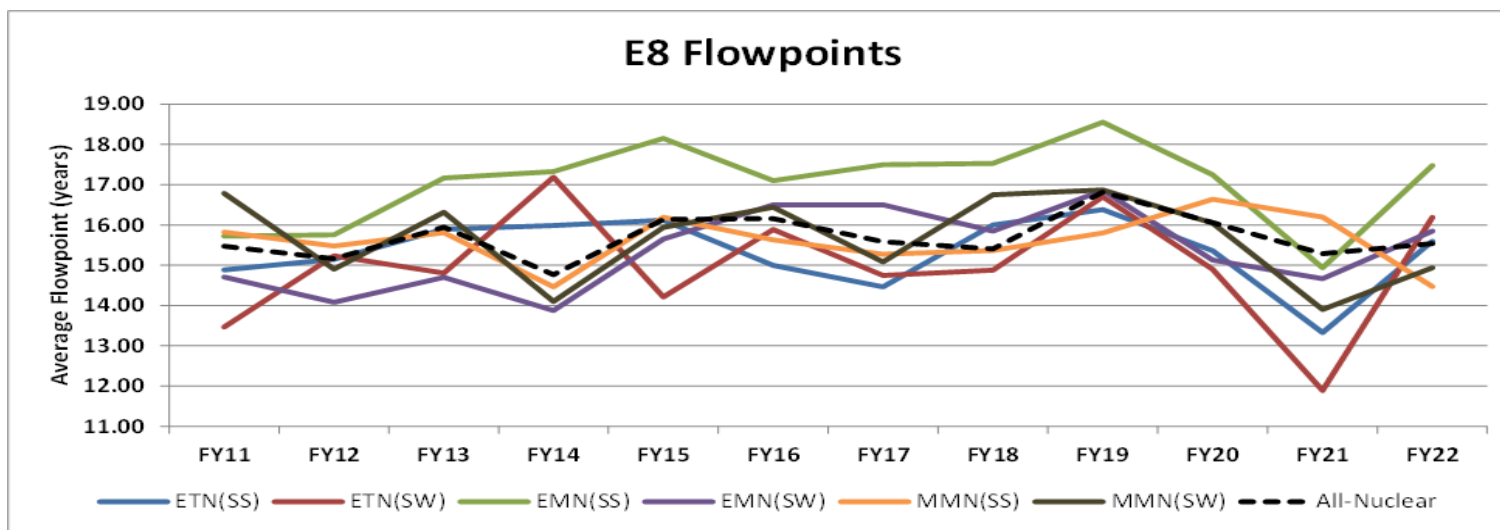


Figure 1: Historic E-8 Flowpoint (Years) by Advancement Cycle



Master Chief Petty Officer (E-9)

Updated: September 2021

Rating	Quota	Total Eligible	Opportunity	Selected and Announced	Previous 4-year Avg. Flowpoint to E-9 (YOS)	FY22 Selects Flowpoint to E-9 (YOS)	Updated 4-Year Avg. Flowpoint to E-9 (YOS)
ETN(SS)	8	33	24.2%	8	19.07	20.16	19.29
EMN(SS)	2	21	9.5%	2	19.65	23.20	20.15
MMN(SS)	8	48	16.7%	8	19.29	21.15	19.70
ETN(SW)	4	13	30.8%	1	17.19	22.48	18.06
EMN(SW)	4	17	23.5%	4	17.89	17.82	18.29
MMN(SW)	6	35	17.1%	6	17.88	19.67	18.50

Table 1: Summary of FY22 E-9 Advancements

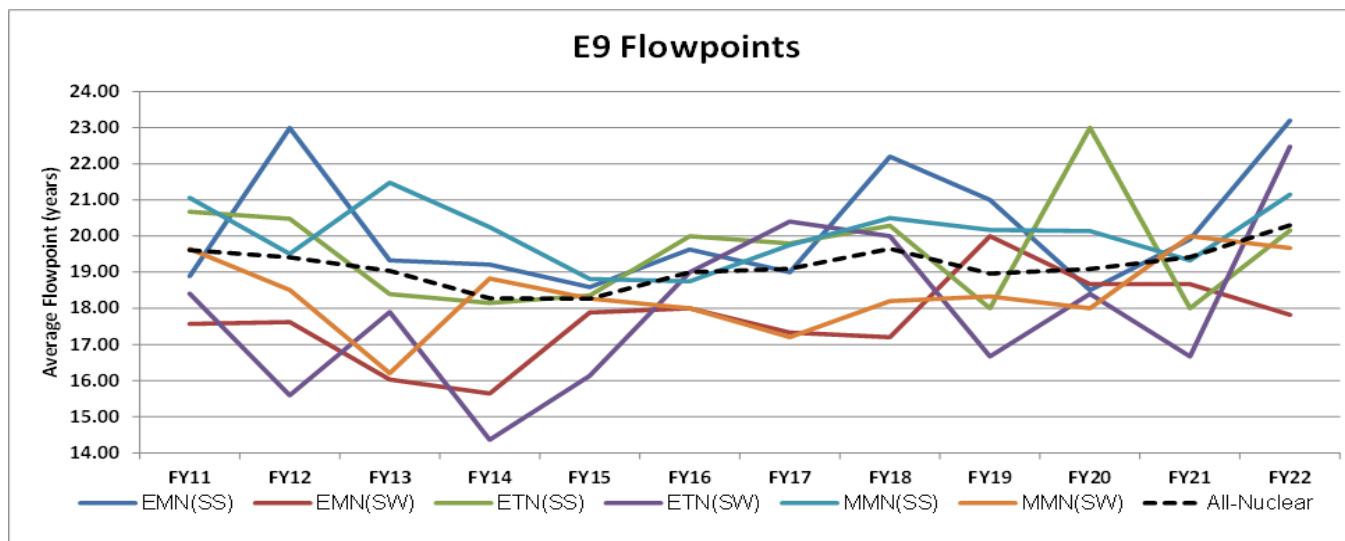


Figure 1: Historic E-9 Flowpoint (Years) by Advancement Cycle