

Historic Inventory to EPA

Manning	Force Structure							Total FS	Total+NAT
	E3	E4	E5	E6	E7	E8	E9		
% INV To FY21 EPA	0%	0%	47%	114%	50%	100%	200%	89%	89%
EPA (FY21)	0	0	32	35	4	3	1	75	0
INVENTORY	2	3	15	40	2	3	2	67	0 (+0%)
EPA (FY23)	0	0	32	35	4	3	1	75	
% INV To FY23 EPA	0%	0%	47%	114%	50%	100%	200%	89%	
FY20 Eligible AC Losses	2	14	111	22	1	0	0	150	

Notes

Manned at 89% of FY-21 and 89% for FY-23 Enlisted Programmed Authorizations (EPA).
 Quad chart does include frocked personnel. NATs in the training pipeline are represented.

AC2SELRES

- In Rating: Open (E4 to E6)
- Convert Out: Open (E4 to E6)
- Convert In: Closed

RC2RC

- Convert Out: Closed
- Convert In: Closed

AC2SELRES Transition Procedures: MILPERSMAN 1306-1501.

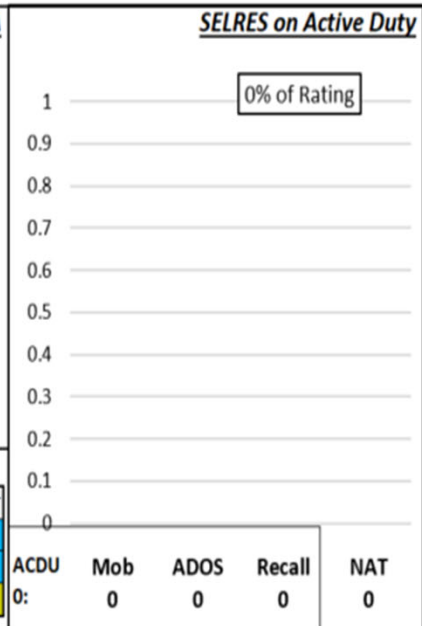
Incentives: See NAVRESFOR LTR Ser N00/776, Dated 07 DEC 2020.

Enlisted Community Manager Technical Advisor: AWFC5(NAC/AW) William Simpkins

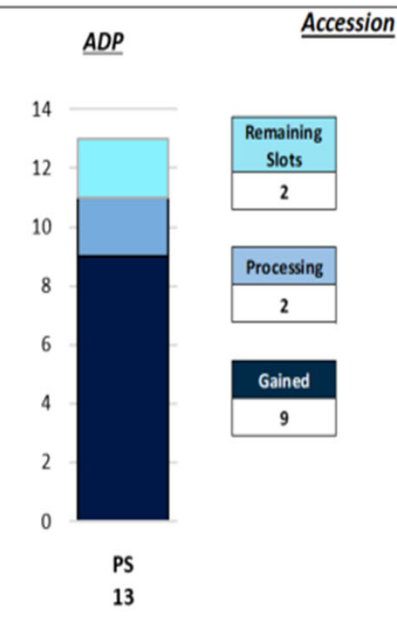
***Updated Email: william.j.simpkins.mil@us.navy.mil

Report Date: Aug 21 Data Sources: NMPBS(RHS), NSIPS, NRC CTO Report As of: Mid Aug 2021

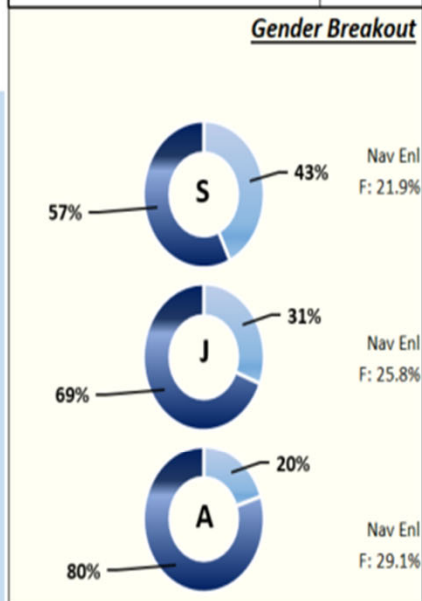
SELRES on Active Duty



Accession



Gender Breakout



Navy Advancement Opportunity



Legend

Accession		EPA		Gender		Advancements	
PS	Goal	ALL EPA	CFY	Female	EMC		
Processing	In Inventory	FS EPA	None	Male	All NAV		
		None	FY 23				