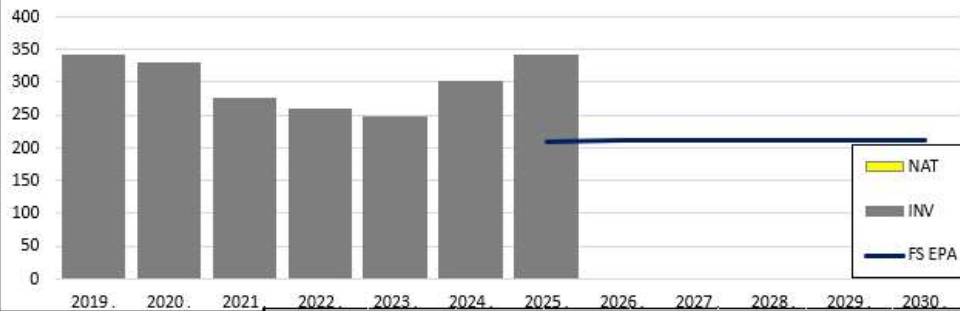


Selected Reserve (SELRES) Community Health Quad Chart

EMC(Rating): A110 (AD) - Aviation Machinist's Mate

Historic Inventory to EPA



		Force Structure							
Manning	Student	E3	E4	E5	E6	E7	E8	E9	Total FS
% INV To FY25 EPA	0%	267%	358%	144%	149%	88%	80%	0%	163%
EPA (FY25)	6	3	24	101	51	24	5	0	208
INVENTORY	0	8	86	145	76	21	4	0	340
EPA (FY27)		3	25	101	51	26	5	0	211
% INV To FY27 EPA		267%	344%	144%	149%	81%	80%	0%	161%
FY24 AC & TAR Eligible Losses		8	136	190	61	4	0	0	399

Notes

Manned at 163% of FY-25 and 161% for FY-27 Enlisted Programmed Authorizations (EPA).
Quad chart does include frocked personnel. NATs in the training pipeline are represented.

AC2SELRES

- In Rating: Open
- Convert Out: Open
- Convert In: Rating conversions will be considered on a case-by-case basis.

RC2RC

- Convert Out: Open
- Convert In: Closed

The AWF Rate is currently manned at 80%. ECM is currently accepting conversion packages. If you meet requirements in MPM 1220-010 and are interested in the program, contact ECM listed below.

A complete program package is required to be emailed to ECM prior to conversion.

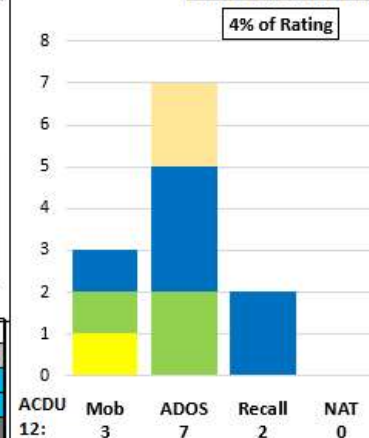
Transition Procedures: MPM 1306-1501. In-rate/Conversion Quotas approved within 12 months of SEAOS via CWAY. Applications with less than 90 days use 1306/7 via MNCC.

**FY25 Bonus and Incentives- See NAVRESFOR LTR Ser N00/059 dated 29 AUG 2024. **

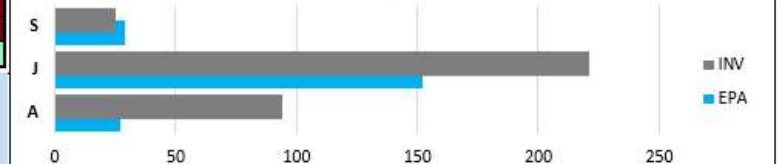
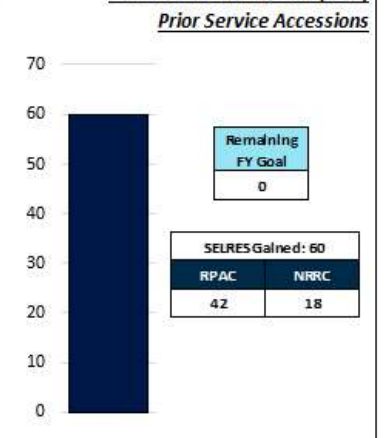
ECM: AWFCs (NAC/AW) John A. Reynolds Email: john.a.reynolds14.mil@us.navy.mil (901) 874-2260

Report Date: Mar 25 Data Sources: NSIPS EMF, NMPBS(RHS), NRRC Affil. Report As of: Mid Mar 2025


SELRES on Active Duty



Accession Demand Plan (ADP)



Demographic Breakout



Navy Advancement Opportunity




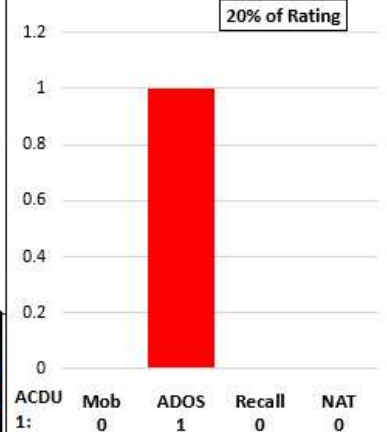
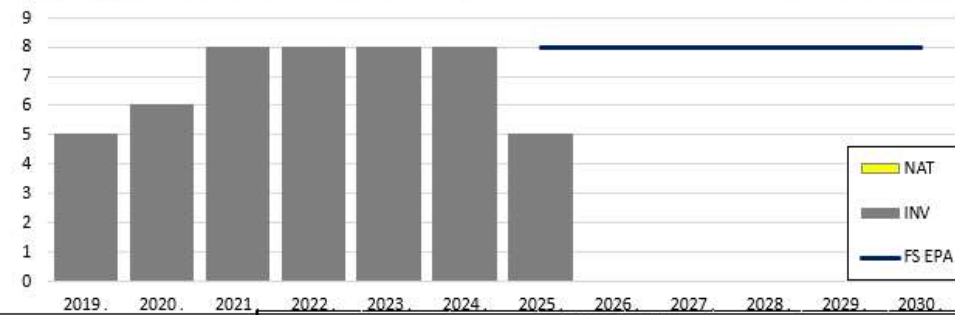
Selected Reserve (SELRES) Community Health Quad Chart

EMC(Rating): A120 (AF) - Aviation Maintenanceman

Historic Inventory to EPA

SELRES on Active Duty

Accession Demand Plan (ADP)



Force Structure									
Manning	Student	E3	E4	E5	E6	E7	E8	E9	Total FS
% INV To FY25 EPA	0%	0%	0%	0%	0%	0%	0%	63%	63%
EPA (FY25)	0	0	0	0	0	0	0	8	8
INVENTORY	0	0	0	0	0	0	0	5	5
EPA (FY27)	0	0	0	0	0	0	0	8	8
% INV To FY27 EPA		0%	0%	0%	0%	0%	0%	63%	63%
FY24 AC & TAR Eligible Losses		#N/A	#N/A	#N/A	#N/A	#N/A	#N/A	#N/A	#N/A

Notes

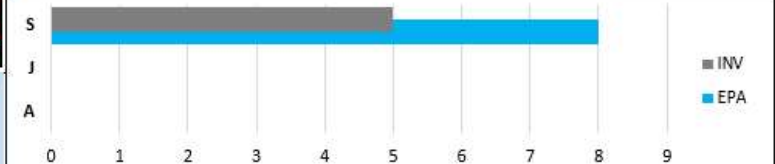
Compressed Rating from AM/AD ratings. Quad chart does reflect frocked personnel.

Transition Procedures: MPM 1306-1501. In-rate/Conversion Quotas approved within 12 months of SEAOS via CWAY. Applications with less than 90 days use 1306/7 via MNCC.


**FY25 Bonus and Incentives- See NAVRESFOR LTR Ser N00/059 dated 29 AUG 2024. **

ECM: AWFCs (NAC/AW) John A. Reynolds Email: john.a.reynolds14.mil@us.navy.mil (901) 874-2260

Report Date: Mar 25 Data Sources: NSIPS EMF, NMPBS(RHS), NRRC Affil. Report As of: Mid Mar 2025



Demographic Breakout



Navy Advancement Opportunity

