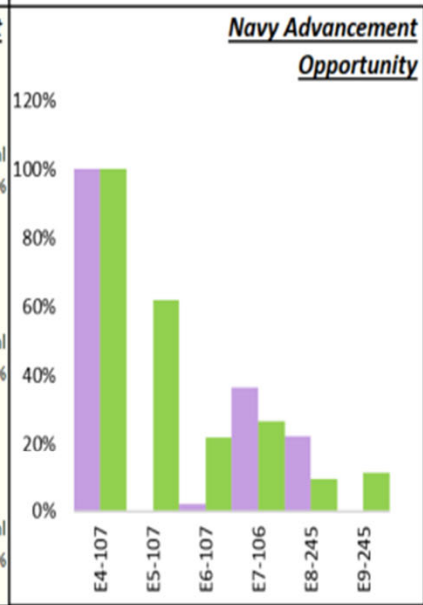
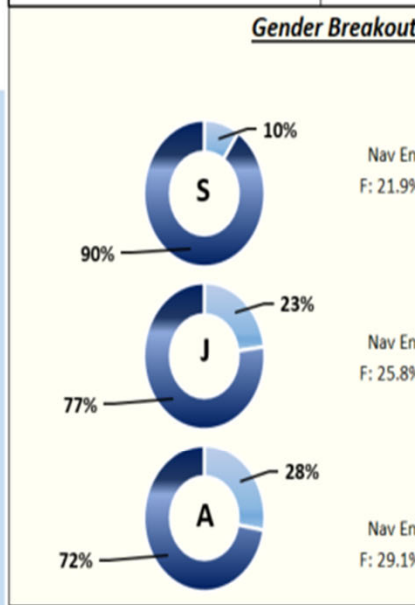


Manning	Force Structure							Total FS	Total+NAT
	E3	E4	E5	E6	E7	E8	E9		
% INV To FY21 EPA	60%	86%	106%	116%	54%	114%	0%	99%	85%
EPA (FY21)	5	51	99	67	24	7	0	253	44
INVENTORY	3	44	105	78	13	8	0	251	0 (+0%)
EPA (FY23)	4	45	86	63	19	7	0	224	
% INV To FY23 EPA	75%	98%	122%	124%	68%	114%	0%	112%	
FY20 Eligible AC Losses	13	132	137	18	0	0	0	300	



Notes

Manned at 99% of FY-21 and 112% for FY-23 Enlisted Programmed Authorizations (EPA).
 Quad chart does include frocked personnel. NATs in the training pipeline are represented.

AC2SELRES

- In Rating: Open (E4 to E6)
- Convert Out: Open (E4 to E6)
- Convert In: Closed

RC2RC

- Convert Out: Closed
- Convert In: Closed

AC2SELRES Transition Procedures: MILPERSMAN 1306-1501.
 Incentives: See NAVRESFOR LTR Ser N00/776, Dated 07 DEC 2020.
 Enlisted Community Manager Technical Advisor: AWFC5(NAC/AW) William Simpkins
 ***Updated Email: william.j.simpkins.mil@us.navy.mil

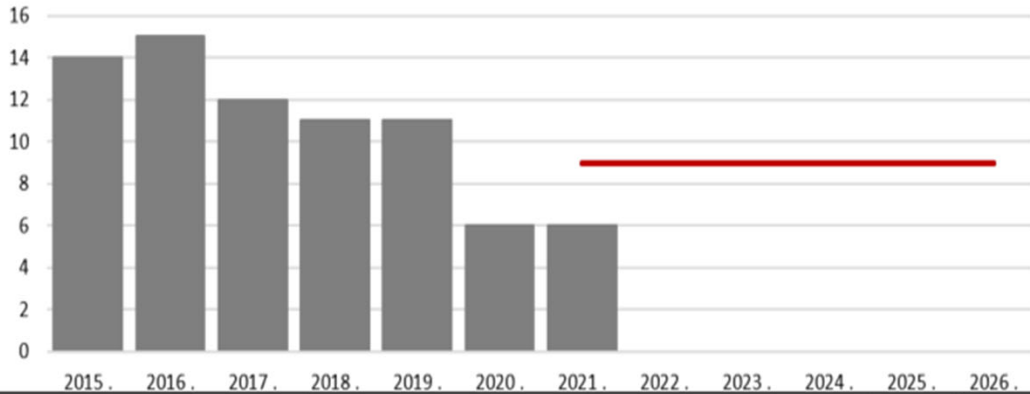
Report Date: Aug 21 Data Sources: NMPBS(RHS), NSIPS, NRC CTO Report As of: Mid Aug 2021

Legend

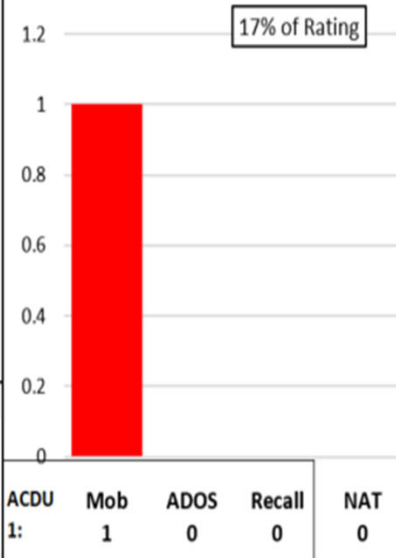
Accession	EPA	Gender	Advancements
PS	ALL EPA	Female	EMC
Processing	FS EPA	Male	All NAV
In Inventory	None		
	None		
	FY 23		

A220 (AV)


Historic Inventory to EPA



SELRES on Active Duty



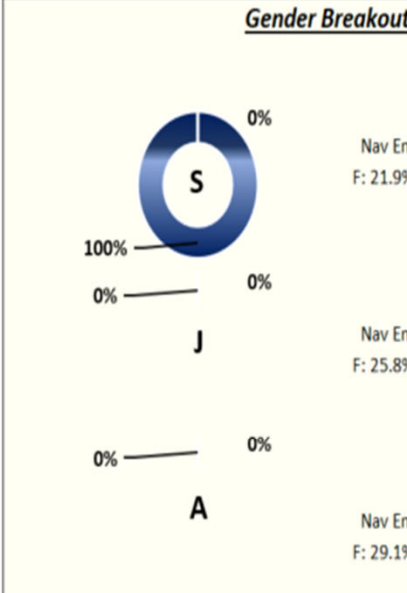
ADP



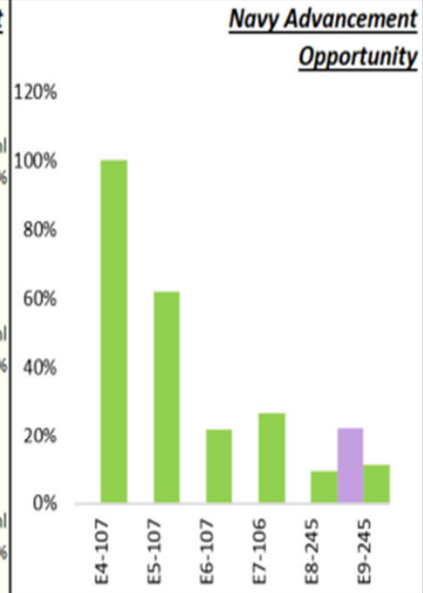
Accession

Manning	Force Structure							Total FS	Total+NAT
	E3	E4	E5	E6	E7	E8	E9		
% INV To FY21 EPA	0%	0%	0%	0%	0%	0%	67%	67%	67%
EPA (FY21)	0	0	0	0	0	0	9	9	0
INVENTORY	0	0	0	0	0	0	6	6	0 (+0%)
EPA (FY23)	0	0	0	0	0	0	9	9	
% INV To FY23 EPA	0%	0%	0%	0%	0%	0%	67%	67%	
FY20 Eligible AC Losses	0	0	0	0	0	0	0	0	

Gender Breakout



Navy Advancement Opportunity



Notes

Compressed rating from the AT and AE ratings. Quad chart does reflect frocked personnel.

AC2SELRES Transition Procedures: MILPERSMAN 1306-1501.
 Incentives: See NAVRESFOR LTR Ser N00/776, Dated 07 DEC 2020.
 Enlisted Community Manager Technical Advisor: AWFCS(NAC/AW) William Simpkins
 ***Updated Email: william.j.simpkins.mil@us.navy.mil

Report Date: Aug 21 Data Sources: NMPBS(RHS), NSIPS, NRC CTO Report As of: Mid Aug 2021

Legend

Accession	EPA	Gender	Advancements
PS	ALL EPA	Female	EMC
Processing	FS EPA	Male	All NAV
Goal	None		
In Inventory	None		
	CFY		
	FY 23		