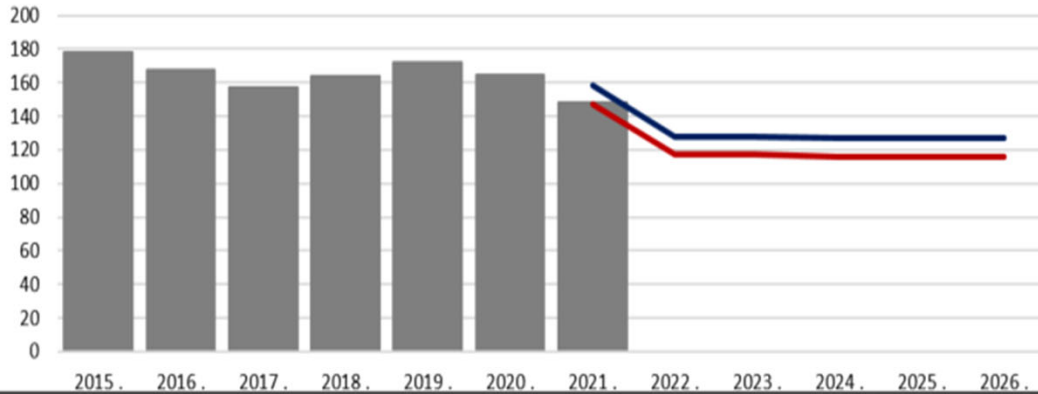
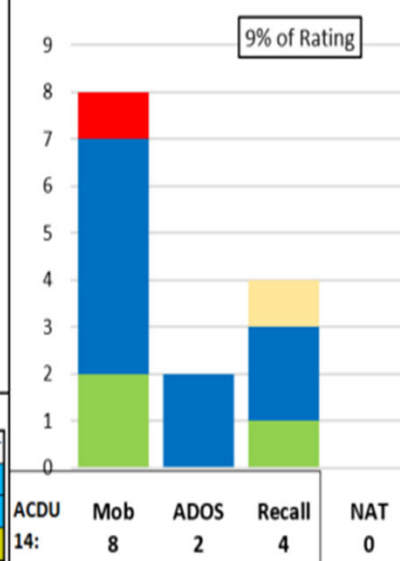


A420 (AO)

Historic Inventory to EPA

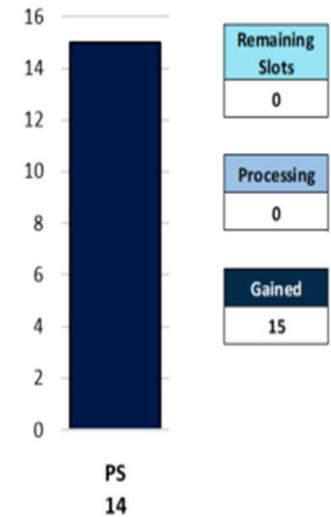


SELRES on Active Duty



ADP

Accession



Manning	Force Structure							Total FS	Total+NAT
	E3	E4	E5	E6	E7	E8	E9		
% INV To FY21 EPA	0%	64%	94%	118%	150%	150%	200%	101%	94%
EPA (FY21)	0	25	77	40	2	2	1	147	11
INVENTORY	5	16	72	47	3	3	2	148	0 (+0%)
EPA (FY23)	0	19	60	33	2	2	1	117	
% INV To FY23 EPA	0%	84%	120%	142%	150%	150%	200%	126%	
FY20 Eligible AC Losses	147	234	185	24	0	0	0	590	

Notes

Manned at 101% of FY-21 and 126% for FY-23 Enlisted Programmed Authorizations (EPA).
 Quad chart does include frocked personnel. NATs in the training pipeline are represented.

AC2SELRES

- In Rating: Open (E4 to E6)
- Convert Out: Open (E4 to E6)
- Convert In: Closed

RC2RC

- Convert Out: Closed
- Convert In: Closed

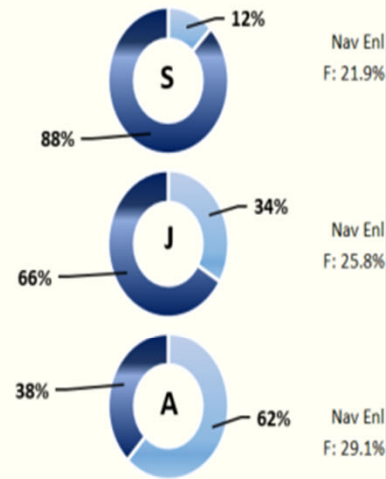
AC2SELRES Transition Procedures: MILPERSMAN 1306-1501.

Incentives: See NAVRESFOR LTR Ser N00/776, Dated 07 DEC 2020.

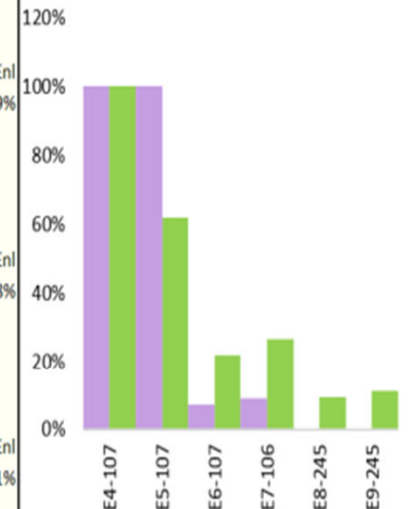
Enlisted Community Manager Technical Advisor: AWFC3(NAC/AW) William Simpkins

***Updated Email: william.j.simpkins.mil@us.navy.mil

Gender Breakout



Navy Advancement Opportunity



Legend

Accession	EPA	Gender	Advancements
PS	ALL EPA	Female	EMC
Processing	FS EPA	Male	All NAV
Goal	None		
In Inventory	None		
	CFY		
	FY 23		