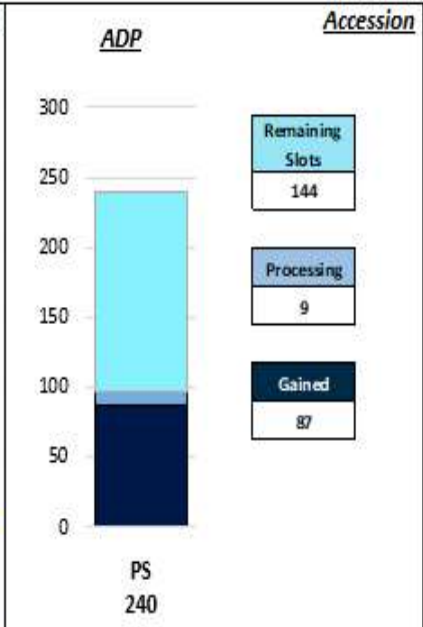
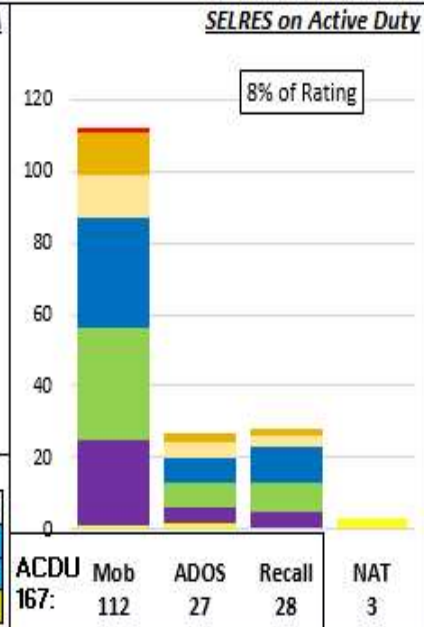


Manning	Force Structure							Total FS	Total+NAT
	E3	E4	E5	E6	E7	E8	E9		
% INV To FY21 EPA	358%	57%	116%	118%	74%	110%	267%	92%	92%
EPA (FY21)	36	996	574	457	144	72	3	2282	3
INVENTORY	129	567	666	540	107	79	8	2096	3 (+0%)
EPA (FY23)	36	996	574	457	144	72	3	2282	
% INV To FY23 EPA	358%	57%	116%	118%	74%	110%	267%	92%	
FY20 Eligible AC Losses	22	106	70	14	3	0	0	215	



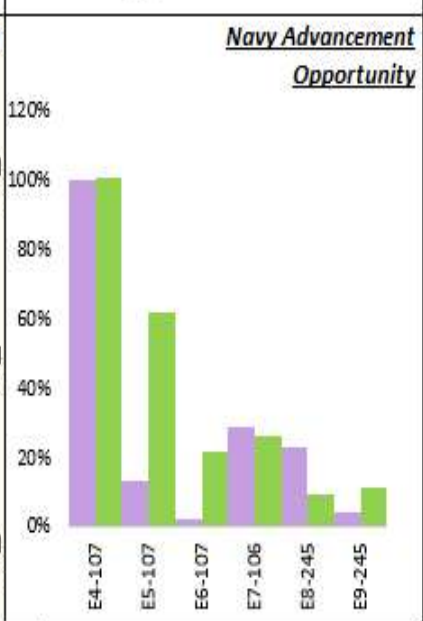
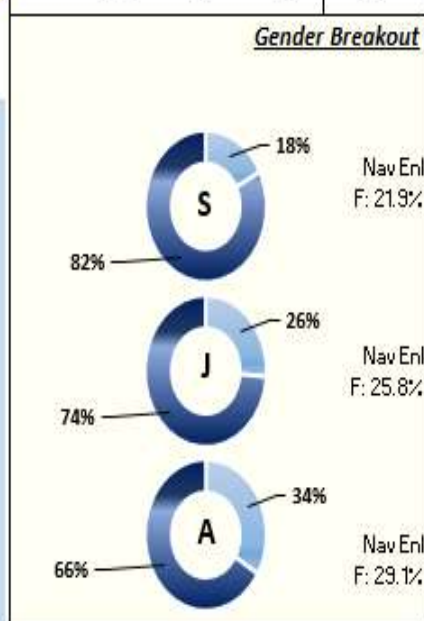
Notes

Manned at 92% of FY21- and 92% for FY-23 Enlisted Programmed Authorizations (EPA). Quad Charts includes frocked personnel. NATs in the training pipeline are represented.

AC2RC:
 -In Rate- Open E4-E6
 -Convert Out Closed
 -Convert In- Open E4/E5

RC2RC:
 -Convert Out Closed
 -Convert In Closed

Transition Procedures- MPM 1306-1501
 Incentives- See NAVRESFORCOM LTR Ser N000/776, Dated 07 Dec 2020
 Enlisted Community Manager/TechAD-PSC(SW/AW)Angela Hutton, Angela.r.Hutton.mil@us.navy.mil



Legend

Accession	EPA	Gender	Advancements
PS	ALL EPA	Female	EMC
Processing	FS EPA	Male	All NAV
Goal	None		
In Inventory	CFY		
	FY 23		