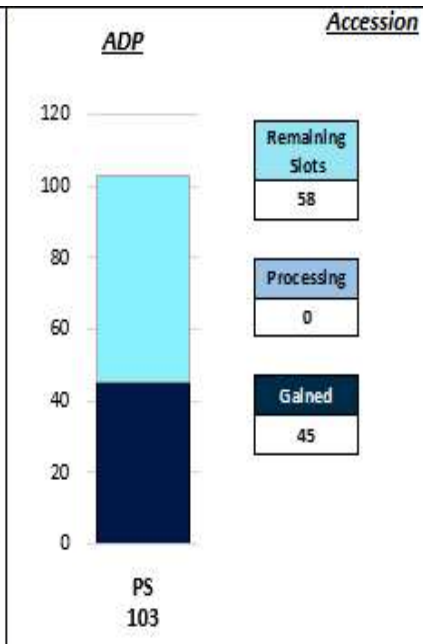
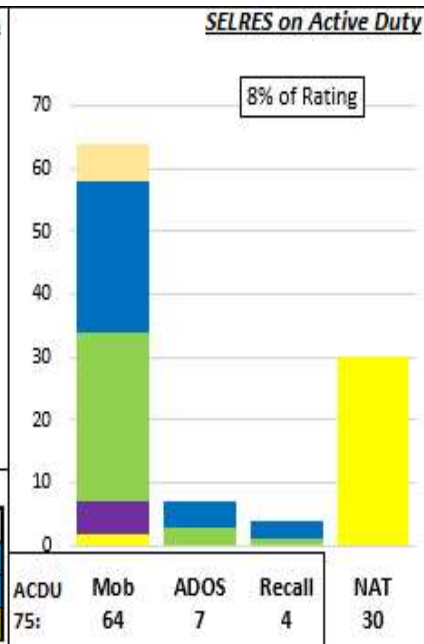


Manning	Force Structure							Total FS	Total+NAT
	E3	E4	E5	E6	E7	E8	E9		
% INV To FY21 EPA	728%	56%	95%	111%	81%	0%	0%	101%	97%
EPA (FY21)	18	222	389	231	85	0	0	945	35
INVENTORY	131	125	368	256	69	1	0	950	30 (+3%)
EPA (FY23)	18	222	389	231	85	0	0	945	
% INV To FY23 EPA	728%	56%	95%	111%	81%	0%	0%	101%	
FY20 Eligible AC Losses	11	32	36	5	0	0	0	84	



### Notes

Manned at 101% of FY-21 and 101% of FY-23 Enlisted Programmed Authorizations (EPA).  
 Quad chart now includes frocked personnel.

#### AC2SELRES

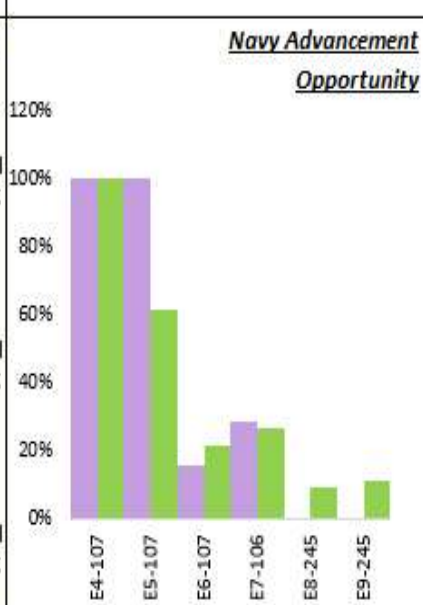
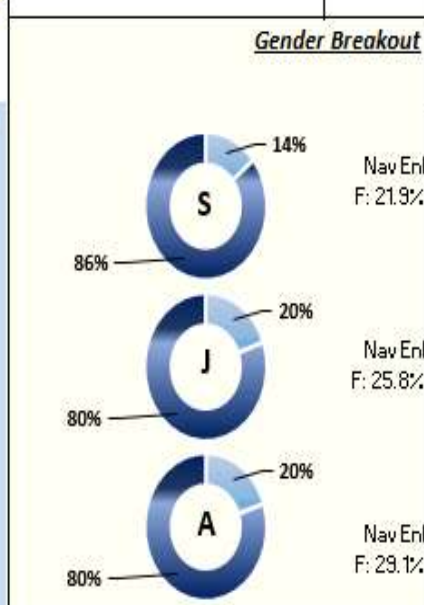
- In Rate: Open to E4-E6
- Convert In: Open to E4 only
- Convert Out: Open to E3 and below

#### RC2RC

- Convert In: Open to E4 only
- Convert Out: Closed

Transuon Procedures-MILP(ERSMAN 1306-1501)  
 FY-21 Bonus and incentives Information-See NAVRESFOR LTR Ser N00/776 DTG 07 DEC 2020  
 Seabee/SPECWAR SELRES Enlisted Community Manager/TECHAD: CUCS Donnell Rogers  
 Email Address: donnell.l.rogers.mil@us.navy.mil

Report Date: Aug 21 Data Sources: NMPBS(RHS), NSIPS, NRC CTO Report As of: Mid Aug 2021



### Legend

<b>Accession</b>	<b>EPA</b>	<b>Gender</b>	<b>Advancements</b>
PS	ALL EPA	Female	EMC
Processing	FS EPA	Male	All NAV
Goal	None		
In Inventory	CFY		
	None		
	FY 23		