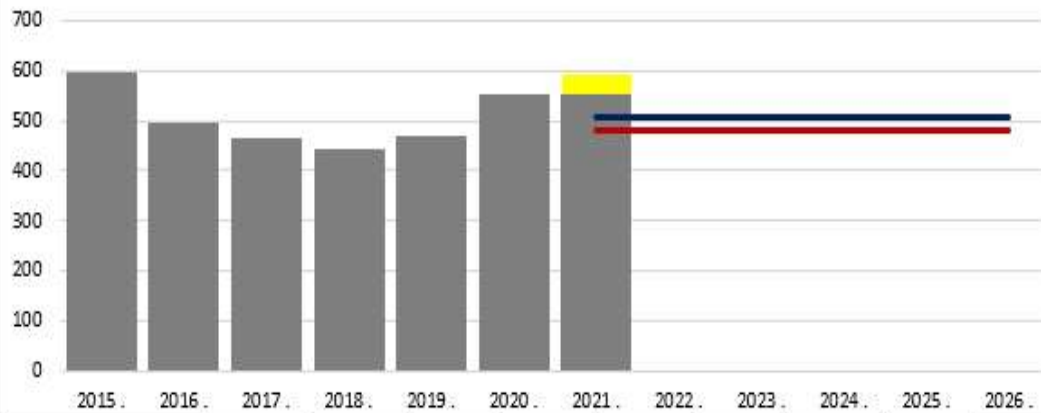
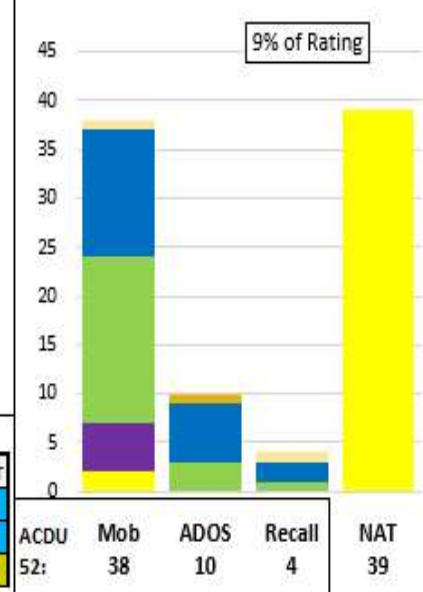


H110 (CE)

Historic Inventory to EPA

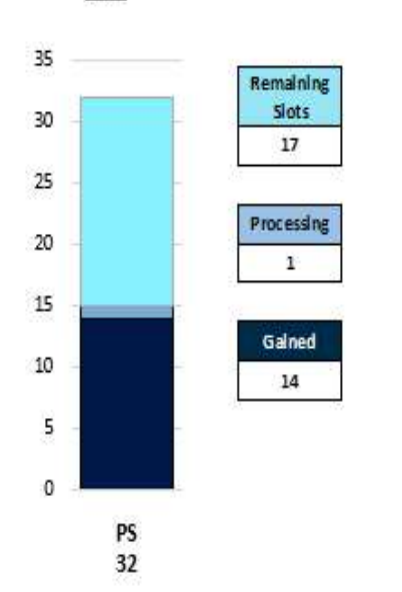


SELRES on Active Duty



ADP

Accession



Manning	Force Structure							Total FS	Total+NAT
	E3	E4	E5	E6	E7	E8	E9		
% INV To FY21 EPA	380%	92%	95%	116%	90%	88%	0%	115%	109%
EPA (FY21)	25	109	177	141	20	8	0	480	26
INVENTORY	95	100	168	163	18	7	0	551	39 (+7%)
EPA (FY23)	25	109	177	140	20	8	0	479	
% INV To FY23 EPA	380%	92%	95%	116%	90%	88%	0%	115%	
FY20 Eligible AC Losses	4	9	11	1	0	0	0	25	

Notes

Manned at 115% of FY-21 and 115% of FY-23 Enlisted Programmed Authorizations (EPA).

Quad chart now includes frocked personnel.

AC2SELRES

- In Rate: Open to E4-E6
- Convert In: Closed
- Convert Out: Open to E3 and below

RC2RC

- Convert In: Closed
- Convert Out: Open to E3 and below, E6

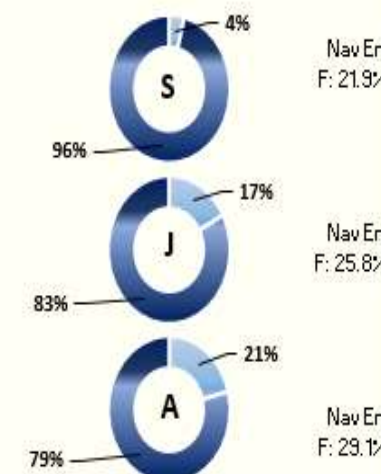
Transition Procedures-MILP{ERSMAN 1306-1501

FY-21 Bonus and incentives Information-See NAVRESFOR LTR Ser N00/776 DTG 07 DEC 2020

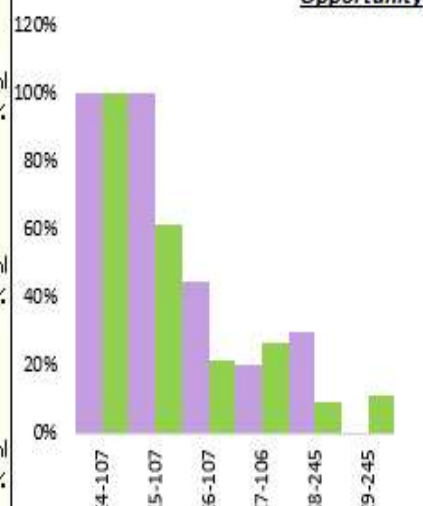
Seabee/SPECWAR SELRES Enlisted Community Manager/TECHAD: CUCS Donnell Rogers

Email Address: donnell.l.rogers.mil@us.navy.mil

Gender Breakout



Navy Advancement Opportunity



Legend

Accession	EPA	Gender	Advancements
PS	ALL EPA	Female	EMC
Processing	FS EPA	Male	All NAV
In Inventory	None		
	CFY		
	None		
	FY 23		