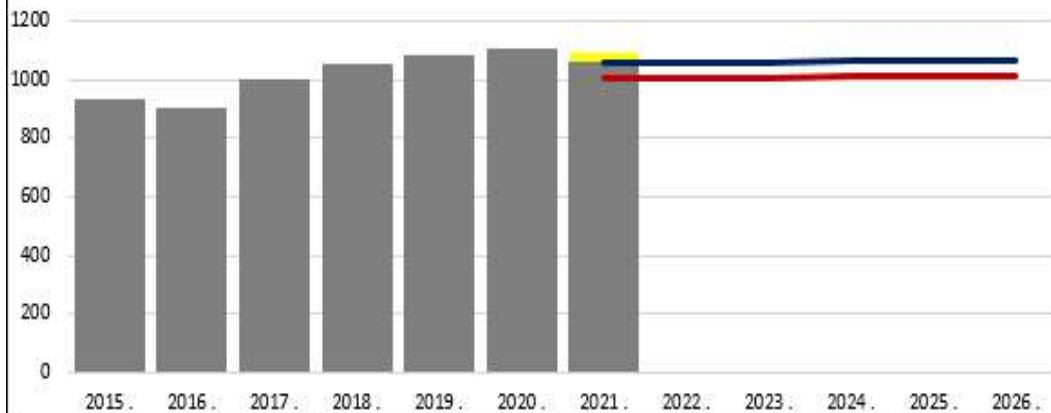
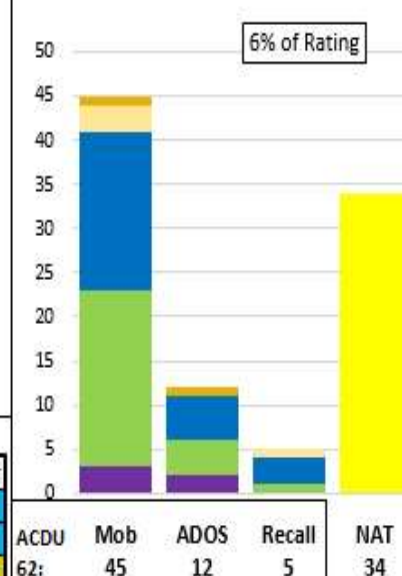


H120 (CM)

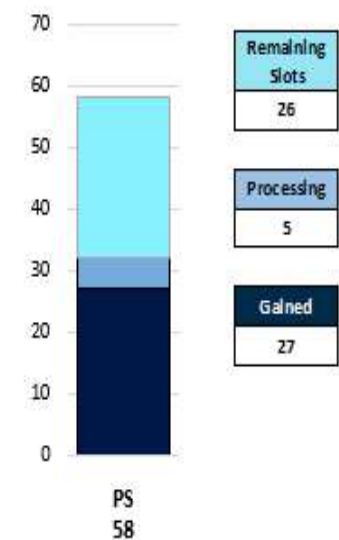
Historic Inventory to EPA



SELRES on Active Duty



ADP



Accession

Manning	Force Structure							Total FS	Total+NAT
	E3	E4	E5	E6	E7	E8	E9		
% INV To FY21 EPA	297%	64%	110%	113%	88%	111%	0%	105%	100%
EPA (FY21)	38	262	404	245	40	18	0	1007	51
INVENTORY	113	168	443	278	35	20	0	1057	34 (+3%)
EPA (FY23)	38	262	404	245	40	18	0	1007	
% INV To FY23 EPA	297%	64%	110%	113%	88%	111%	0%	105%	
FY20 Eligible AC Losses	4	18	28	0	0	0	0	50	

Notes

Manned at 105% of FY-21 and 105% of FY-23 Enlisted Programmed Authorizations (EPA).
 Quad chart now includes frocked personnel.

AC2SELRES

- In Rate: Open to E4-E6
- Convert In: Open to E4 only
- Convert Out: Open to E3 and below

RC2RC

- Convert In: Open to E4 only
- Convert Out: Open to E3 and below

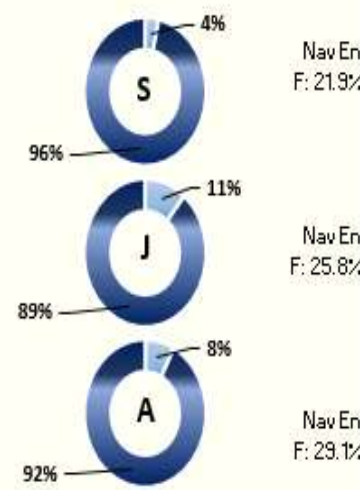
Transuon Procedures-MILP{ERSMAN 1306-1501

FY-21 Bonus and incentives Information-See NAVRESFOR LTR Ser N00/776 DTG 07 DEC 2020

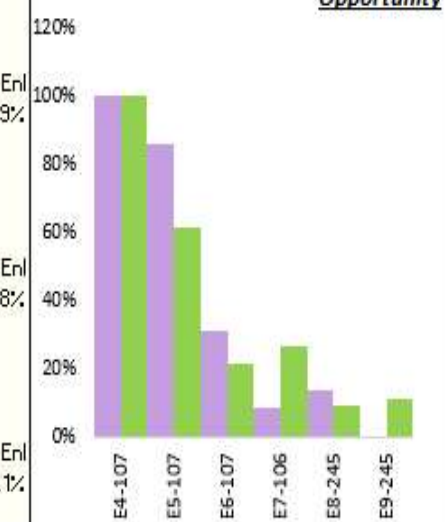
Seabee/SPECWAR SELRES Enlisted Community Manager/TECHAD: CUCS Donnell Rogers

Email Address: donnell.l.rogers.mil@us.navy.mil

Gender Breakout



Navy Advancement Opportunity



Legend

Accession	EPA	Gender	Advancements
PS	ALL EPA	Female	EMC
Processing	FS EPA	Male	All NAV
Goal	None		
In Inventory	CFY		
	None		
	FY 23		