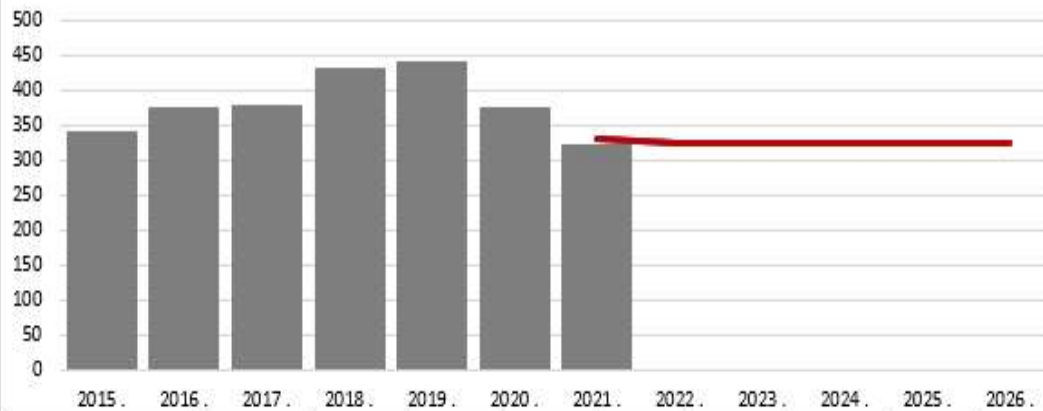
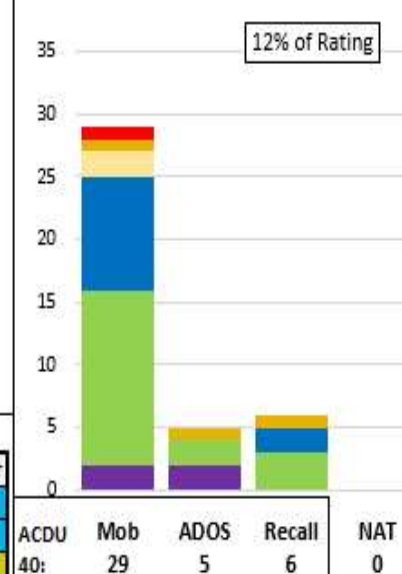


B650 (CS)

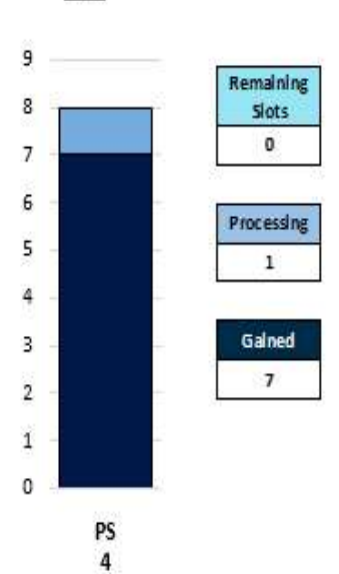
Historic Inventory to EPA



SELRES on Active Duty



ADP Accession



Manning	Force Structure							Total FS	Total+NAT
	E3	E4	E5	E6	E7	E8	E9		
% INV To FY21 EPA	50%	74%	107%	107%	82%	180%	100%	97%	97%
EPA (FY21)	8	87	142	71	17	5	2	332	0
INVENTORY	4	64	152	76	14	9	2	321	0 (+0%)
EPA (FY23)	8	86	141	66	17	5	2	325	
% INV To FY23 EPA	50%	74%	108%	115%	82%	180%	100%	99%	
FY20 Eligible AC Losses	39	118	91	17	0	0	0	265	

Notes

Manned at 97% of FY-21 and 99% for FY23 Enlisted Programmed Authorizations (EPA). Quad chart includes frocked personnel. NATs in the training pipeline are represented.

AC2SELRES

- In Rating: Open (E4)
- Convert Out: Open (E5-E6)
- Convert In: Closed

RC2RC

- Convert Out: Open (E5-E6)
- Convert In: Closed

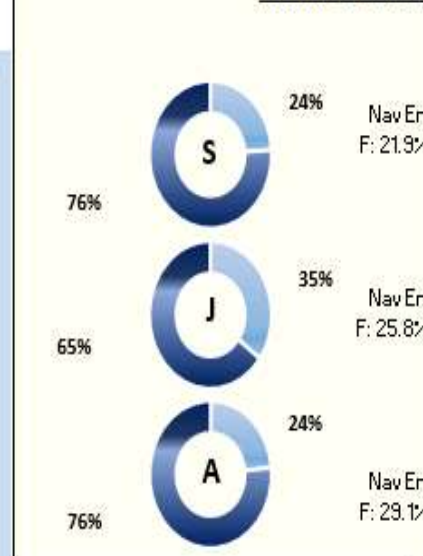
Transition Prodedures - MIPERSMAN 1306-1501

Incentives - See NAVRESFOR LTR Ser N00/776, Dated 07 DEC 2020.

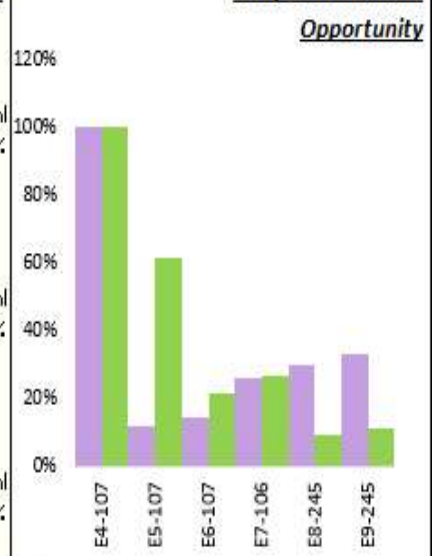
Enlisted Community Manager Technical Advisor: PSC(SW/AW) Justiniano. Email:

anthony.j.justiniano.mil@us.navy.mil

Gender Breakout



Navy Advancement Opportunity



Legend

PS	Goal	ALL EPA	CFY	Female	EMC
Processing	In Inventory	FS EPA	None	Male	All NAV
		None	FY 23		