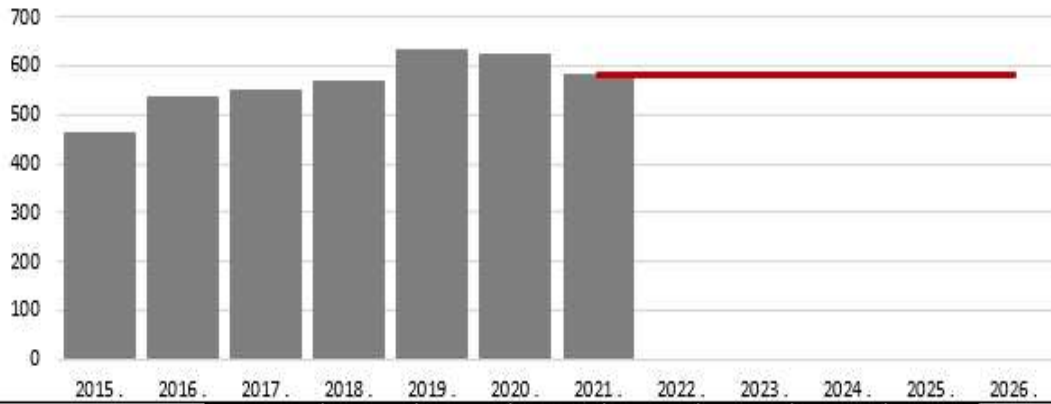
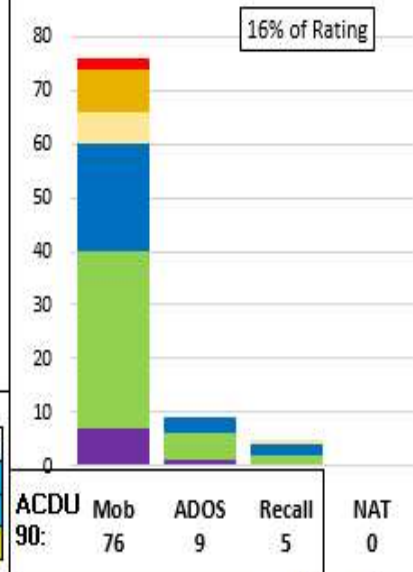


**B210 (EM)**

**Historic Inventory to EPA**

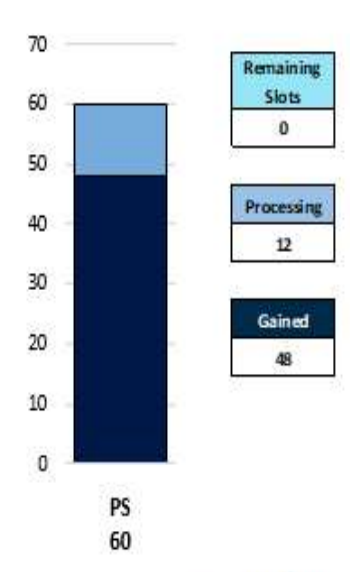


**SELRES on Active Duty**



**ADP**

**Accession**



Manning	Force Structure							Total FS	Total+NAT
	E3	E4	E5	E6	E7	E8	E9		
% INV To FY21 EPA	250%	47%	118%	121%	82%	112%	120%	100%	99%
EPA (FY21)	2	132	216	158	51	17	5	581	2
INVENTORY	5	62	255	191	42	19	6	580	0 (+0%)
EPA (FY23)	2	132	216	158	51	17	5	581	
% INV To FY23 EPA	250%	47%	118%	121%	82%	112%	120%	100%	
FY20 Eligible AC Losses	5	57	94	21	3	1	0	181	

**Notes**

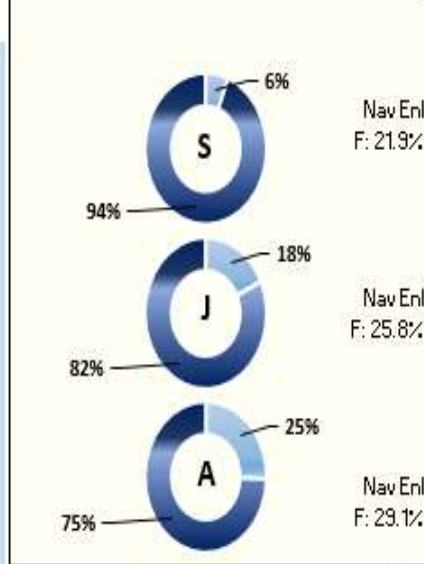
Manned at 100% of FY21- and 100% for FY-23 Enlisted Programmed Authorizations (EPA). Quad Charts includes frocked personnel. NATs in the training pipeline are represented.

AC2RC:  
 -In Rate- Open E4-E6  
 -Convert Out Closed  
 -Convert In- Closed

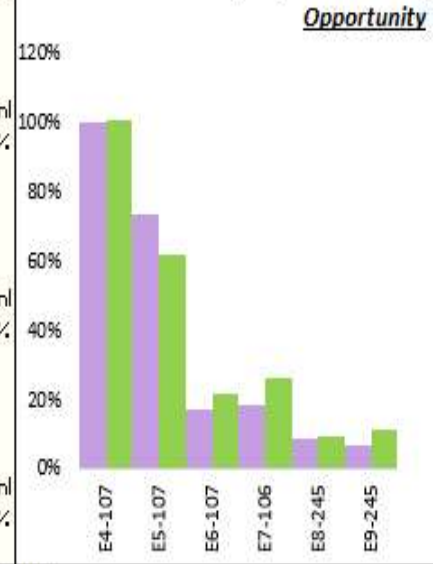
RC2RC:  
 -Convert Out Closed  
 -Convert In Closed

Transition Procedures- MPM 1306-1501  
 Incentives- See NAVRESFORCOM LTR Ser N000/776, Dated 07 Dec 2020  
 Enlisted Community Manager/TechAD-PSC(SW/AW)Angela Hutton, Angela.r.Hutton.mil@us.navy.mil

**Gender Breakout**



**Navy Advancement Opportunity**



**Legend**

Accession	EPA	Gender	Advancements
PS	ALL EPA	Female	EMC
Processing	FS EPA	Male	All NAV
In Inventory	None		
	None		
	CFY		
	FY 23		