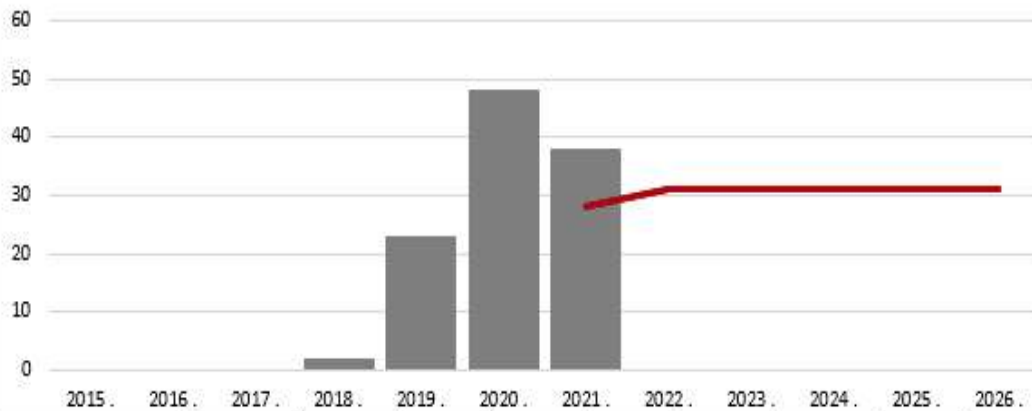



B311 (FCA)


Historic Inventory to EPA



SELRES on Active Duty



ADP Accession



Manning	Force Structure							Total FS	Total+NAT
	E3	E4	E5	E6	E7	E8	E9		
% INV To FY21 EPA	0%	0%	138%	131%	125%	0%	0%	136%	136%
EPA (FY21)	0	0	8	16	4	0	0	28	0
INVENTORY	0	1	11	21	5	0	0	38	0 (+0%)
EPA (FY23)	0	0	8	19	4	0	0	31	
% INV To FY23 EPA	0%	0%	138%	111%	125%	0%	0%	123%	
FY20 Eligible AC Losses	0	10	93	40	5	1	0	149	

Notes

Manned at 136% of FY-21 and 123% of FY-23 Enlisted Programmed Authorizations (EPA). Quad chart does reflect frocked personnel. NATs in the training pipeline are represented.

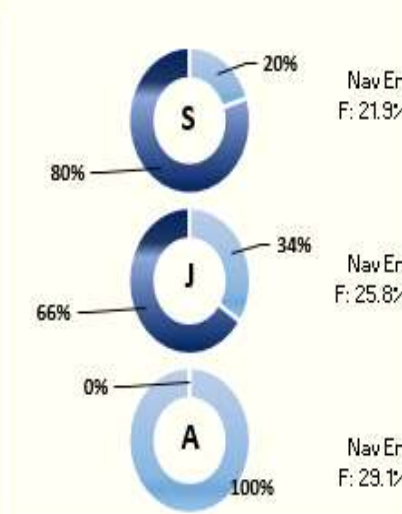
AC2SELRES
 In Rating – Closed
 Convert Out – Open (E4 to E6)
 Convert In – Closed

RC2RC
 Convert Out – Closed
 Convert In – Closed

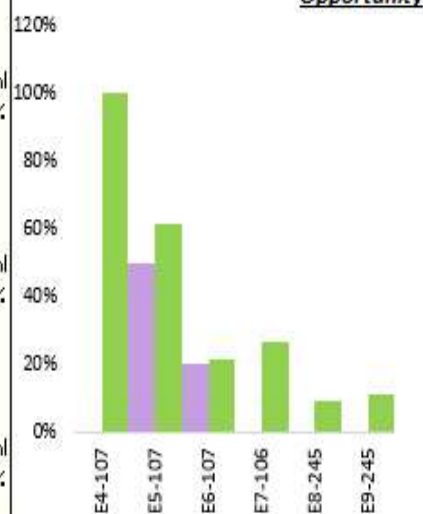
Transition Procedures – MILPERSMAN 1306-1501
 Incentives See NAVRESFOR LTR Ser N000/776, Dated 07 DEC 2020
 Enlisted Community Manager/TECHAD- PSC(AW) Alex Marquez, alexandromarquezmil@us.navy.mil

Report Date: Aug 21 Data Sources: NMPBS(RHS), NSIPS, NRC CTO Report As of: Mid Aug 2021

Gender Breakout



Navy Advancement Opportunity



Legend

Accession		EPA		Gender		Advancements	
PS	Goal	ALL EPA	CFY	Female	EMC		
Processing	In Inventory	FS EPA	None	Male	All NAV		
		None	FY 23				