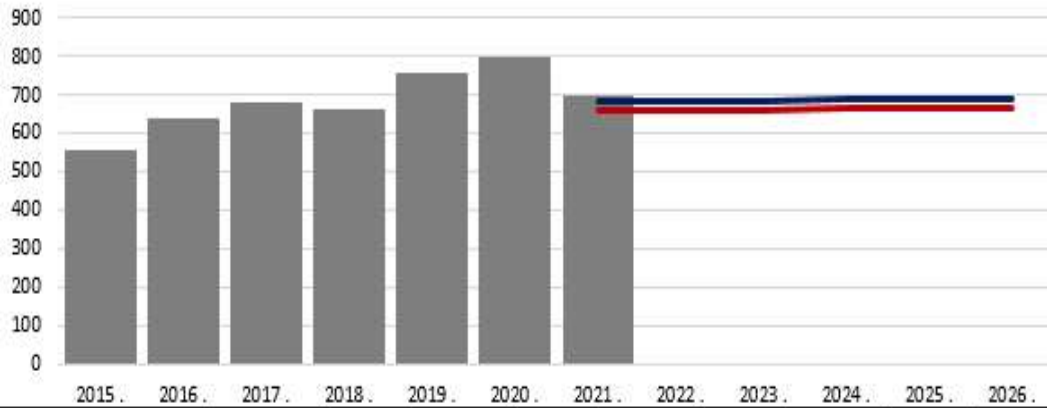
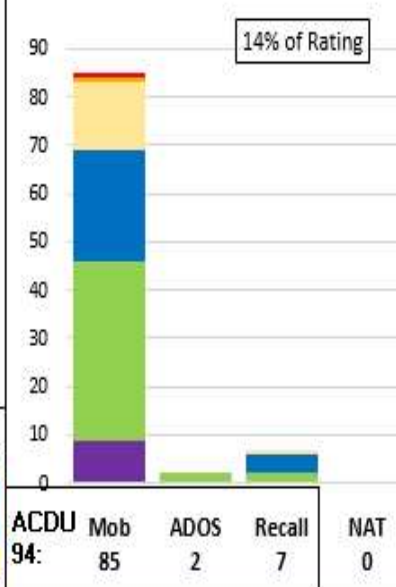


B220 (HT)

Historic Inventory to EPA

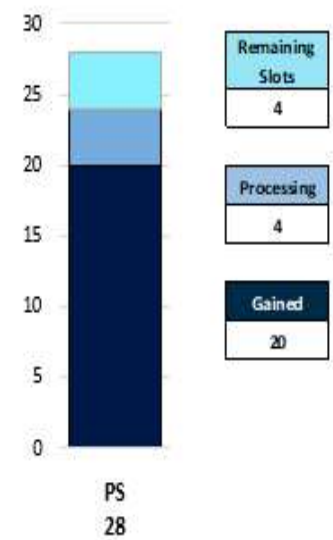


SELRES on Active Duty



ADP

Accession



Manning	Force Structure							Total FS	Total +/- NAT
	E3	E4	E5	E6	E7	E8	E9		
% INV To FY21 EPA	0%	60%	111%	117%	102%	106%	67%	105%	101%
EPA (FY21)	0	123	284	195	42	16	3	663	23
INVENTORY	13	74	316	229	43	17	2	694	0 (+0%)
EPA (FY23)	0	123	284	195	42	16	3	663	
% INV To FY23 EPA	0%	60%	111%	117%	102%	106%	67%	105%	
FY20 Eligible AC Losses	1	31	60	13	1	0	0	106	

Notes

Manned at 105% of FY21 and 105% for FY-23 Enlisted Programmed Authorizations (EPA).
 Quad Charts includes frocked personnel. NATs in the training pipeline are represented.

AC2RC:

- In Rate- Open E4-E6
- Convert Out Closed
- Convert In- Closed

RC2RC:

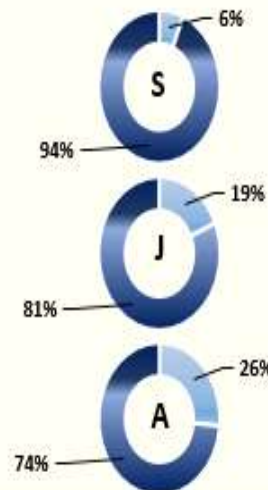
- Convert Out Closed
- Convert In Closed

Transition Procedures- MPM 1306-1501

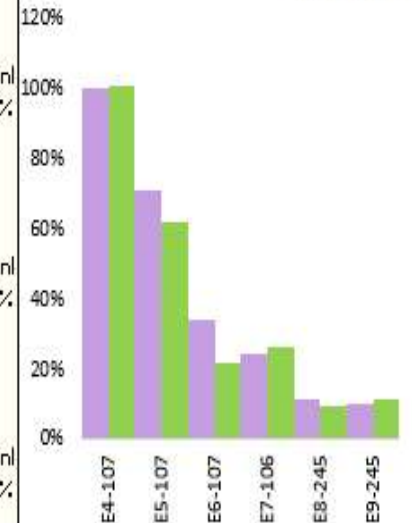
Incentives- See NAVRESFORCOM LTR Ser N000/776, Dated 07 Dec 2020

Enlisted Community Manager/TechAD-PSC(SW/AW)Angela Hutton, Angela.r.Hutton.mil@us.navy.mil

Gender Breakout



Navy Advancement Opportunity



Legend

Accession	EPA	Gender	Advancements
PS	ALL EPA	Female	EMC
Processing	FS EPA	Male	All NAV
Goal	None		
In Inventory	CFY		
	FY 23		