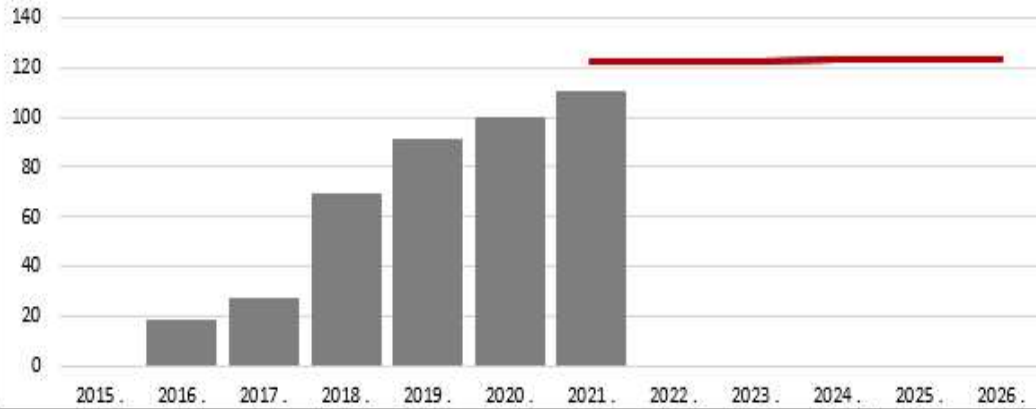
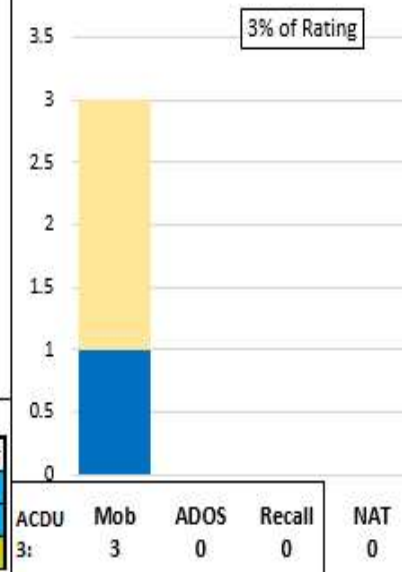


ITS (COMMS) & ITS(EW)

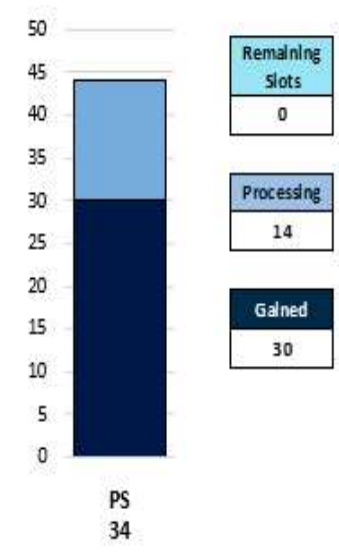
Historic Inventory to EPA



SELRES on Active Duty



ADP



Accession

Manning	Force Structure							Total FS	Total+NAT
	E3	E4	E5	E6	E7	E8	E9		
% INV To FY21 EPA	0%	0%	55%	134%	75%	100%	33%	90%	90%
EPA (FY21)	0	0	47	44	24	4	3	122	0
INVENTORY	0	2	26	59	18	4	1	110	0 (+0%)
EPA (FY23)	0	0	47	44	24	4	3	122	
% INV To FY23 EPA	0%	0%	55%	134%	75%	100%	33%	90%	
FY20 Eligible AC Losses	1	24	67	42	2	0	0	136	

Notes

Manned at 90% for FY-21 and 90% for FY-23 Enlisted Programmed Authorizations (EPA)
 Quad Chart includes frocked personnel. NATs in the training pipeline are represented.

AC2SELRES

- In-Rating - Open (E-4 to E-6)
- Convert Out - Closed
- Convert In - Closed

RC2RC

- Convert Out - Closed
- Convert In - Closed

Transition Procedures - MILPERSMAN 1306-1501

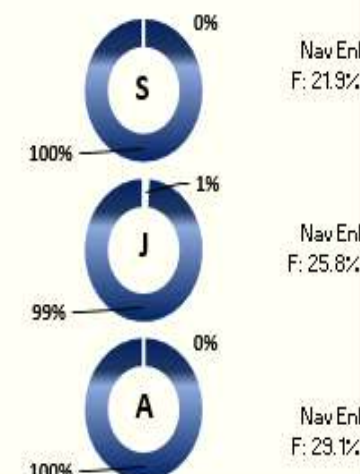
FY-21 Bonus and Incentive Information - See NAVRESFOR LTR Ser N00/776 DTG 07 DEC 2020

IWC Enlisted Community Manager / TECHAD - ISCM Nicholas "Nick" Ferguson

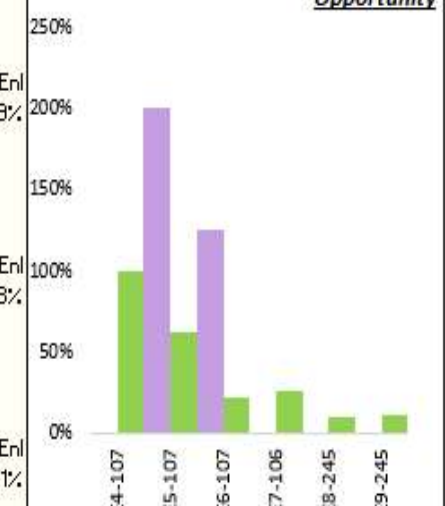
Email Address: Nicholas.E.Ferguson4.mil@us.navy.mil

Report Date: Aug 21 Data Sources: NMPBS(RHS), NSIPS, NRC CTO Report As of: Mid Aug 2021

Gender Breakout



Navy Advancement Opportunity



Legend

Accession	EPA	Gender	Advancements
PS	ALL EPA	Female	EMC
Processing	FS EPA	Male	All NAV
Goal	None		
In Inventory	CFY		
	FY 23		