

Selected Reserve (SELRES) Community Health Quad Chart

EMC(Rating): B740 (LS) - Logistics Specialist

Historic Inventory to EPA

SELRES on Active Duty


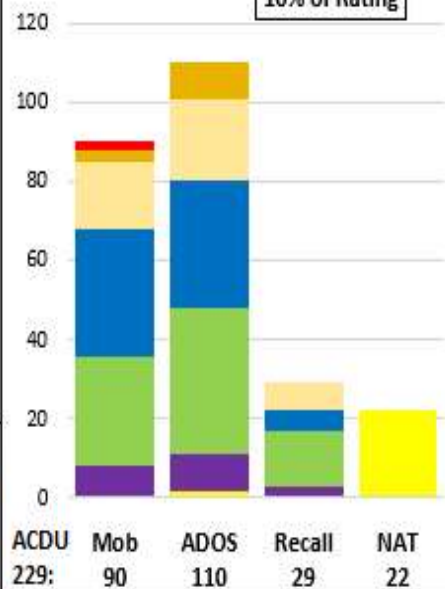
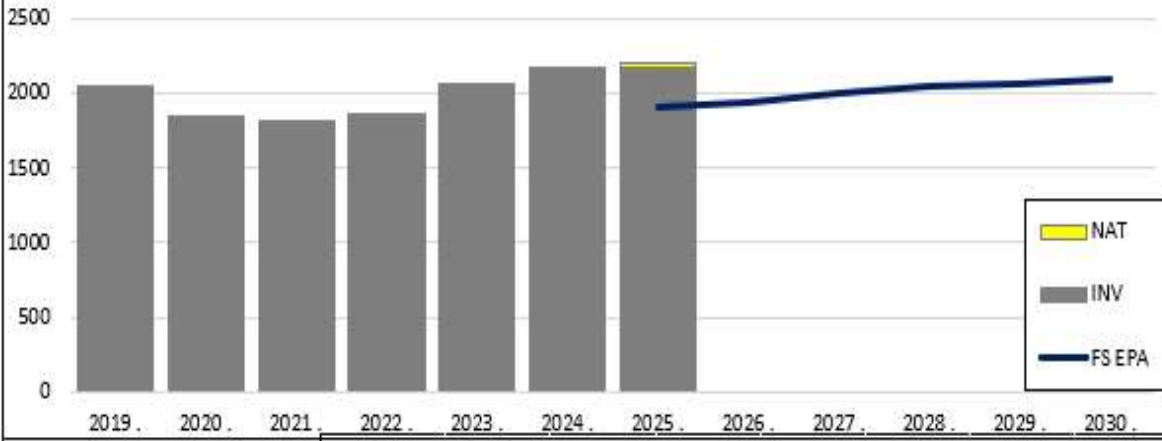
Accession Demand Plan (ADP)

Prior Service Accessions

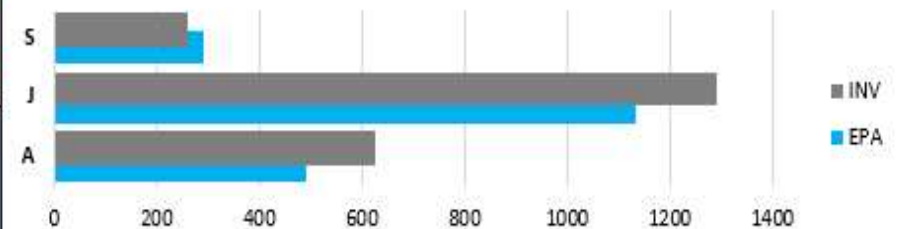
10% of Rating

Remaining  
FY Goal  
#VALUE!

#VALUE!	
RPAC	NRRC
X	X



		Force Structure							
Manning	Student	E3	E4	E5	E6	E7	E8	E9	Total FS
% INV To FY25 EPA	56%	1600%	106%	114%	114%	82%	110%	108%	114%
EPA (FY25)	39	7	484	704	429	219	61	12	1916
INVENTORY	22	112	515	803	487	180	67	13	2177
EPA (FY27)		16	501	738	436	238	63	12	2004
% INV To FY27 EPA		700%	103%	109%	112%	76%	106%	108%	109%
FY24 AC & TAR Eligible Losses		11	123	236	39	7	0	0	416



Notes

Manned at 114% of FY-25 and 109% for FY-27 Enlisted Programmed Authorizations (EPA).  
Quad chart includes frocked personnel. NATs in the training pipeline are represented if applicable.  
**Rating conversions will be considered on a case-by-case basis**

- AC2SELRES**
- In Rating: Open
  - Convert Out: Closed
  - Convert In: Open


- RC2RC**
- Convert Out: Closed
  - Convert In: Open

Transition procedures MPM 1306-1501. In-Rate and Conversion quotas approved 12 MOS before SEAOS via C-WAY. Applications less than 90 days before separation use NAVPERS 1306/7 via MNCC.

**\*\*NEW BONUS MESSAGE\*\*** See ALNAVRESFOR Itr Ser N00/059 dtd 29 Aug 2024.

ENLISTED COMMUNITY MANAGER/TECHAD - PSC(AW) Lizbeth Valderrabano;  
lizbeth.valderrabanovalencia.mil@us.navy.mil

Demographic Breakout



Navy Advancement Opportunity

