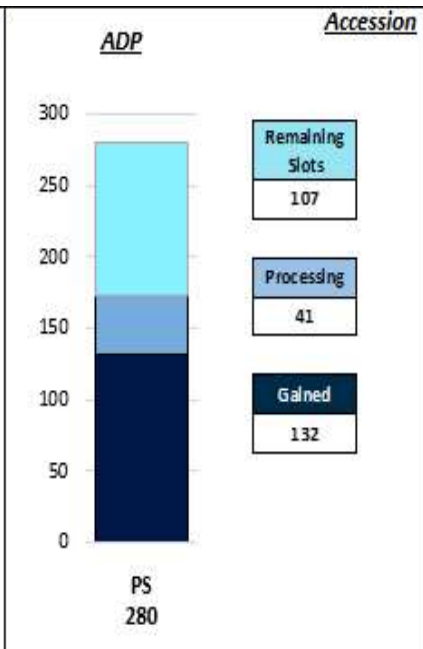
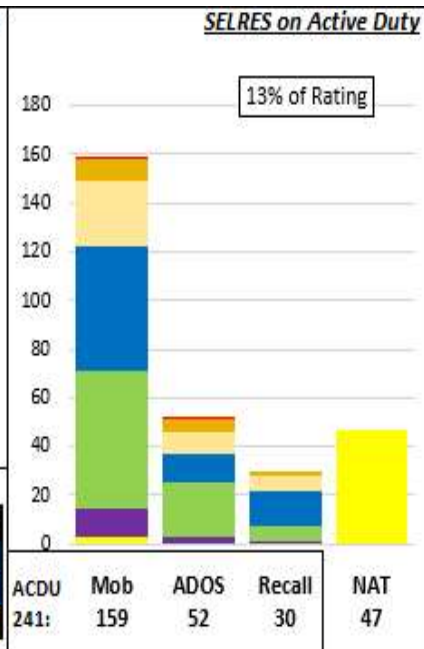


Historic Inventory to EPA



Manning	Force Structure							Total FS	Total+NAT
	E3	E4	E5	E6	E7	E8	E9		
% INV To FY21 EPA	5133%	45%	100%	119%	78%	114%	113%	95%	93%
EPA (FY21)	3	514	700	411	219	56	8	1911	41
INVENTORY	154	232	699	491	170	64	9	1819	47 (+3%)
EPA (FY23)	3	512	694	406	220	56	8	1899	
% INV To FY23 EPA	5133%	45%	101%	121%	77%	114%	113%	96%	
FY20 Eligible AC Losses	34	89	137	17	4	0	0	281	

Notes

Manned at 95% of FY-21 and 96% for FY23 Enlisted Programmed Authorizations (EPA). Quad chart includes frocked personnel. NATs in the training pipeline are represented.

AC2SELRES

- In Rating: Open (E4-E6)
- Convert Out: Closed
- Convert In: Open (E4-E5)

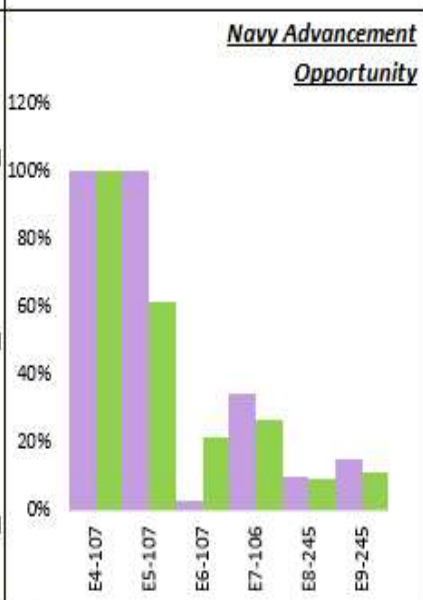
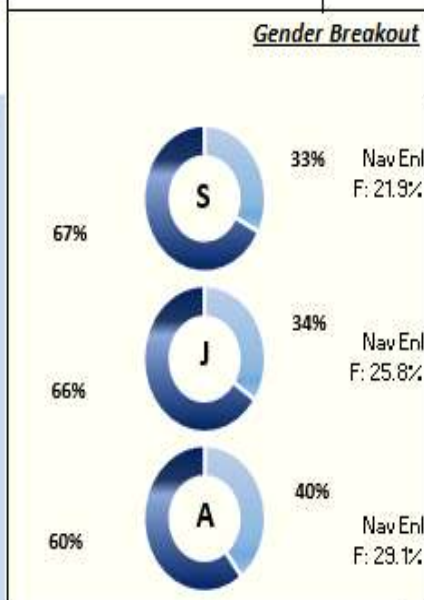
RC2RC

- Convert Out: Closed
- Convert In: Closed

Transition Prodedures - MIPERSMAN 1306-1501

Incentives - See NAVRESFOR LTR Ser N00/776, Dated 07 DEC 2020.

Enlisted Community Manager Technical Advisor: PSC(SW/AW) Justiniano. Email: anthony.j.justiniano.mil@us.navy.mil



Legend

PS	Goal	ALL EPA	CFY	Female	EMC
Processing	In Inventory	FS EPA	None	Male	All NAV
		None	FY 23		