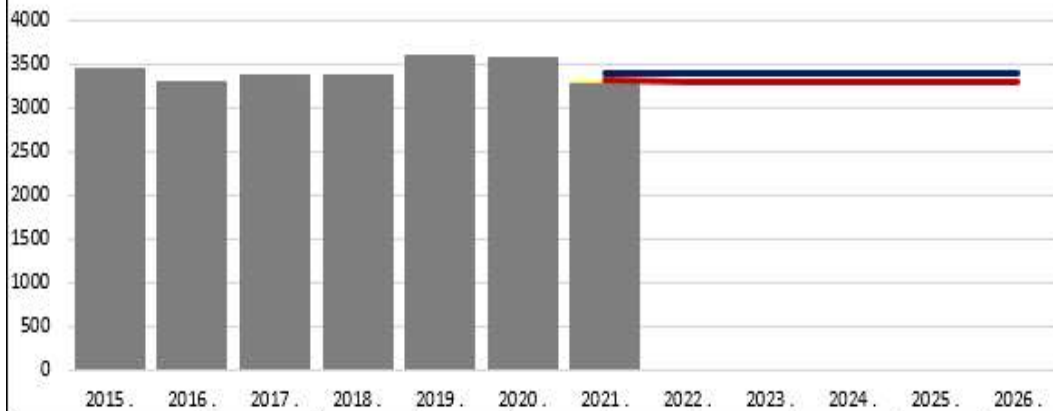
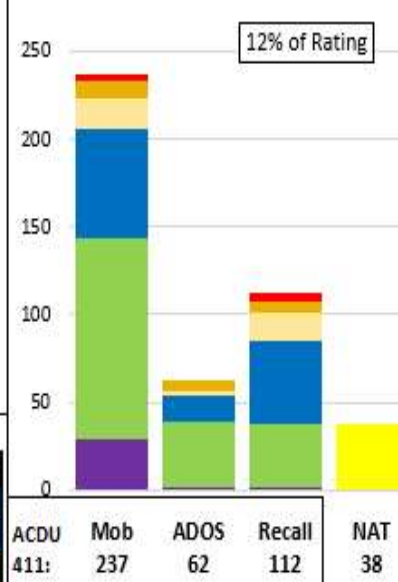


**B640 (MA)**

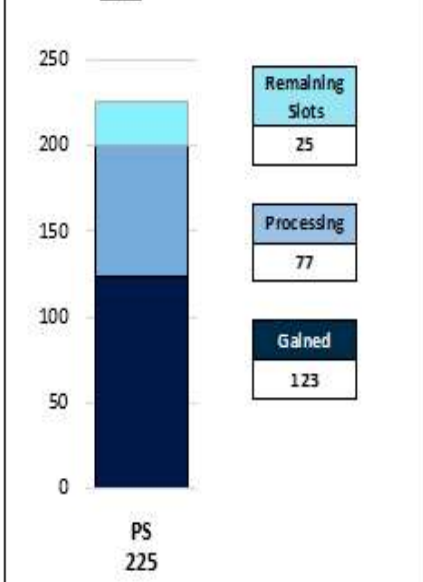
**Historic Inventory to EPA**



**SELRES on Active Duty**



**ADP Accession**



Manning	Force Structure							Total FS	Total+NAT
	E3	E4	E5	E6	E7	E8	E9		
% INV To FY21 EPA	0%	49%	115%	119%	84%	116%	105%	99%	97%
EPA (FY21)	0	1006	1304	737	167	77	19	3310	78
INVENTORY	157	495	1495	876	140	89	20	3272	38 (+1%)
EPA (FY23)	0	1004	1303	737	167	77	19	3307	
% INV To FY23 EPA	0%	49%	115%	119%	84%	116%	105%	99%	
FY20 Eligible AC Losses	29	379	243	32	0	0	0	683	

**Notes**

Manned at 99% of FY-21 and 99% for FY23 Enlisted Programmed Authorizations (EPA). Quad chart includes frocked personnel. NATs in the training pipeline are represented.

**AC2SELRES**

- In Rating: Open (E4-E6)
- Convert Out: Closed
- Convert In: Closed

**RC2RC**

- Convert Out: Closed
- Convert In: Closed

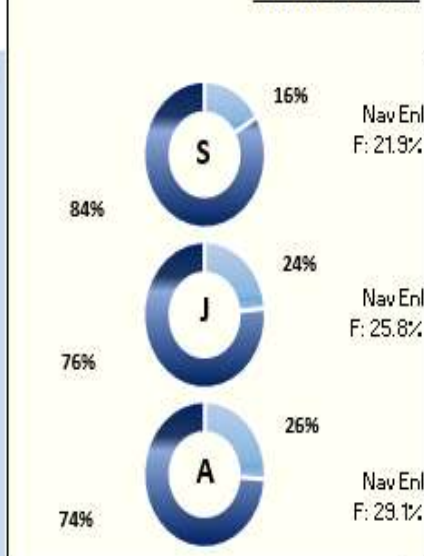
Transition Prodedures - MIPERSMAN 1306-1501

Incentives - See NAVRESFOR LTR Ser N00/776, Dated 07 DEC 2020.

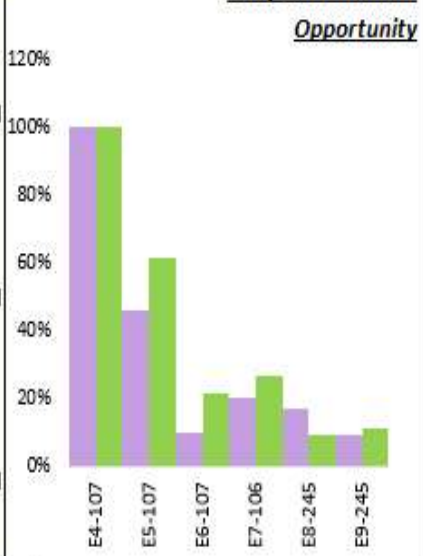
Enlisted Community Manager Technical Advisor: PSC(SW/AW) Justiniano. Email:

anthony.j.justiniano.mil@us.navy.mil

**Gender Breakout**



**Navy Advancement Opportunity**



**Legend**

Accession	EPA	Gender	Advancements
PS	ALL EPA	Female	EMC
Goal	FS EPA	Male	All NAV
In Inventory	None		
	CFY		
	FY 23		