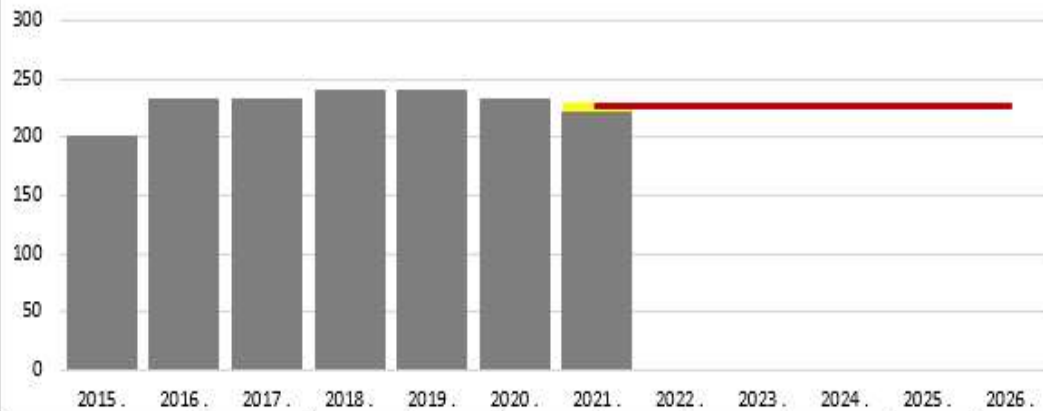
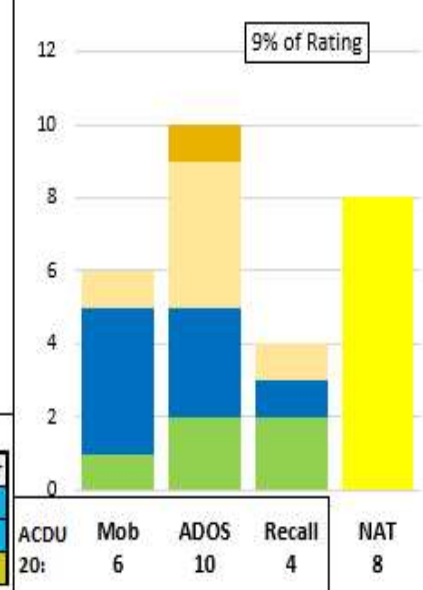


B610 (MC)

Historic Inventory to EPA

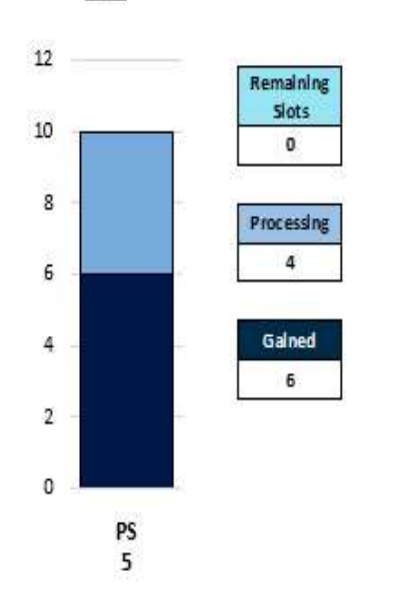


SELRES on Active Duty



ADP

Accession



Manning	Force Structure							Total FS	Total+NAT
	E3	E4	E5	E6	E7	E8	E9		
% INV To FY21 EPA	0%	121%	65%	116%	97%	75%	100%	98%	97%
EPA (FY21)	0	14	81	89	36	4	2	226	1
INVENTORY	8	17	53	103	35	3	2	221	8 (+3%)
EPA (FY23)	0	14	81	89	36	4	2	226	
% INV To FY23 EPA	0%	121%	65%	116%	97%	75%	100%	98%	
FY20 Eligible AC Losses	1	11	36	11	1	0	0	60	

Notes

Manned at 98% of FY-21 and 98% for FY23 Enlisted Programmed Authorizations (EPA). Quad chart includes frocked personnel. NATs in the training pipeline are represented.

AC2SELRES

- In Rating: Open (E4)
- Convert Out: Open (E4-E6)
- Convert In: Closed

RC2RC

- Convert Out: Closed
- Convert In: Closed

Transition Prodedures - MIPERSMAN 1306-1501

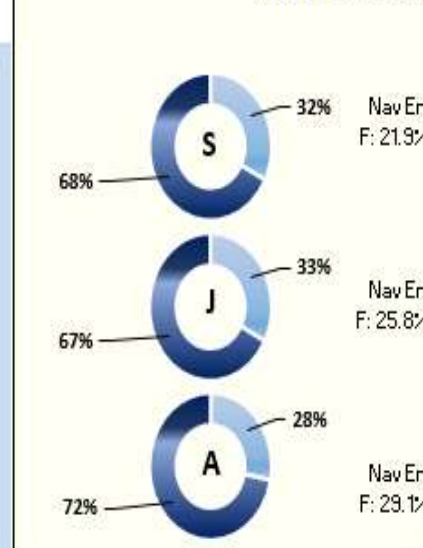
Incentives - See NAVRESFOR LTR Ser N00/776, Dated 07 DEC 2020.

Enlisted Community Manager Technical Advisor: PSC(SW/AW) Justiniano. Email:

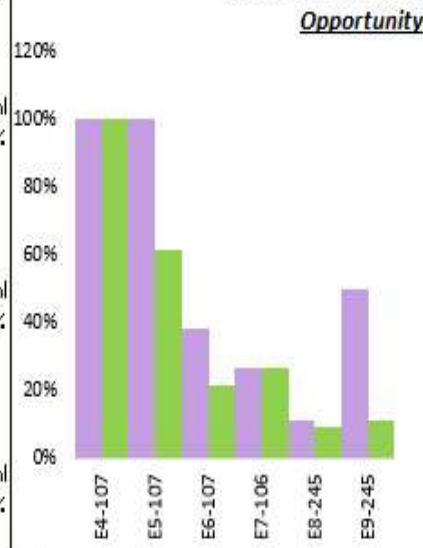
anthony.j.justiniano.mil@us.navy.mil

Report Date: Aug 21 Data Sources: NMPBS(RHS), NSIPS, NRC CTO Report As of: Mid Aug 2021

Gender Breakout



Navy Advancement Opportunity



Legend

Accession	EPA	Gender	Advancements
PS	ALL EPA	Female	EMC
Processing	FS EPA	Male	All NAV
Goal	None		
In Inventory	CFY		
	None		
	FY 23		