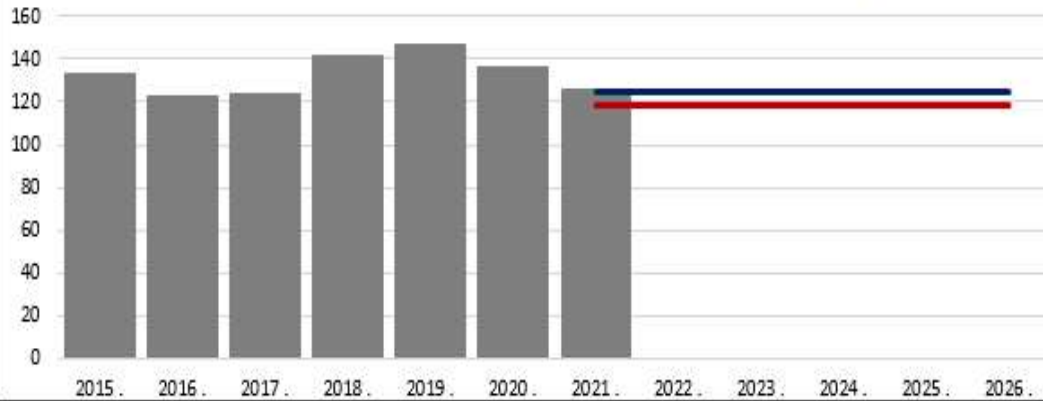
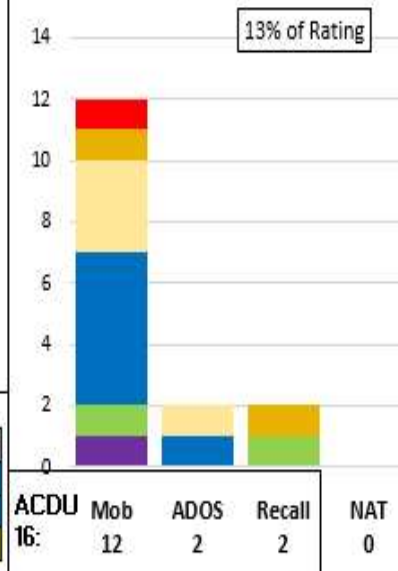


B250 (MR)

Historic Inventory to EPA

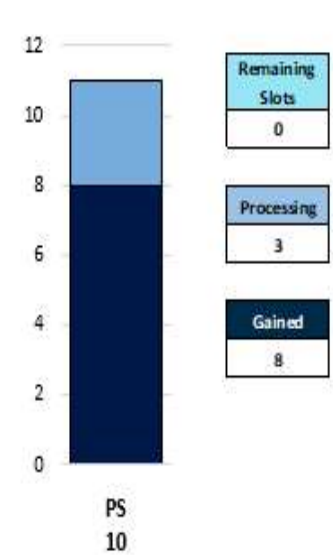


SELRES on Active Duty



ADP

Accession



Manning	Force Structure							Total FS	Total+NAT
	E3	E4	E5	E6	E7	E8	E9		
% INV To FY21 EPA	0%	91%	110%	115%	76%	167%	100%	107%	101%
EPA (FY21)	0	11	40	46	17	3	1	118	7
INVENTORY	0	10	44	53	13	5	1	126	0 (+0%)
EPA (FY23)	0	11	40	46	17	3	1	118	
% INV To FY23 EPA	0%	91%	110%	115%	76%	167%	100%	107%	
FY20 Eligible AC Losses	0	0	22	1	0	0	0	23	

Notes

Manned at 107% of FY21 and 107% for FY-23 Enlisted Programmed Authorizations (EPA). Quad Charts includes frocked personnel. NATs in the training pipeline are represented.

AC2RC:

- In Rate- Open E4-E6
- Convert Out Closed
- Convert In- Closed

RC2RC:

- Convert Out Closed
- Convert In Closed

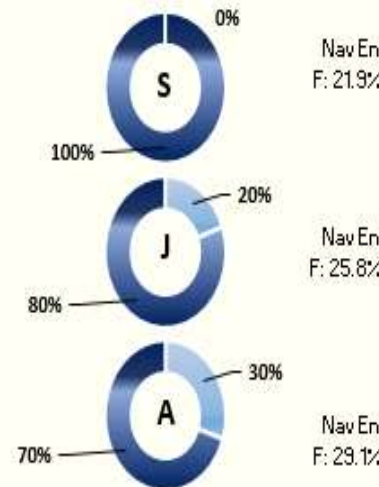
Transition Procedures- MPM 1306-1501

Incentives- See NAVRESFORCOM LTR Ser N000/776, Dated 07 Dec 2020

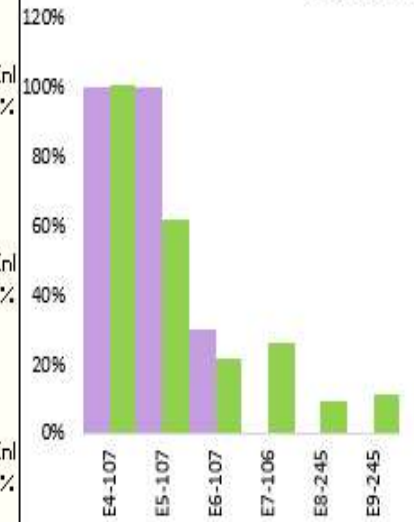
Enlisted Community Manager/TechAD-PSC(SW/AW)Angela Hutton, Angela.r.Hutton.mil@us.navy.mil

Report Date: Aug 21 Data Sources: NMPBS(RHS), NSIPS, NRC CTO Report As of: Mid Aug 2021

Gender Breakout



Navy Advancement Opportunity



Legend

Accession		EPA		Gender		Advancements	
PS	Goal	ALL EPA	CFY	Female	EMC	None	All NAV
Processing	In Inventory	FS EPA	FY 23	Male			