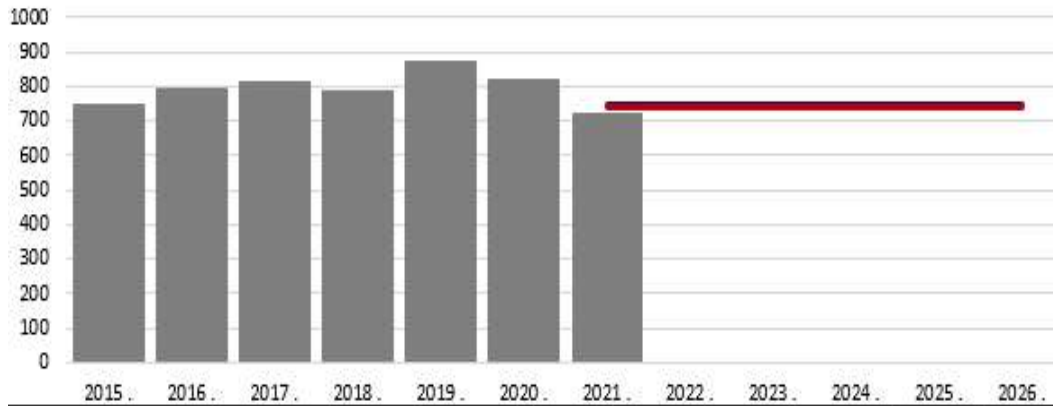
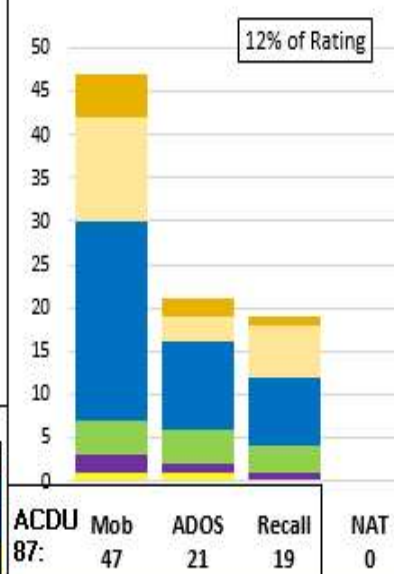


B440 (OS)

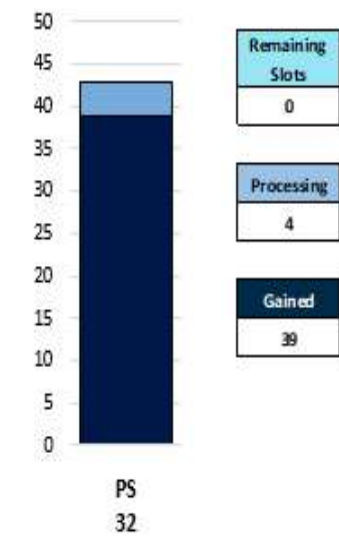
Historic Inventory to EPA



SELRES on Active Duty



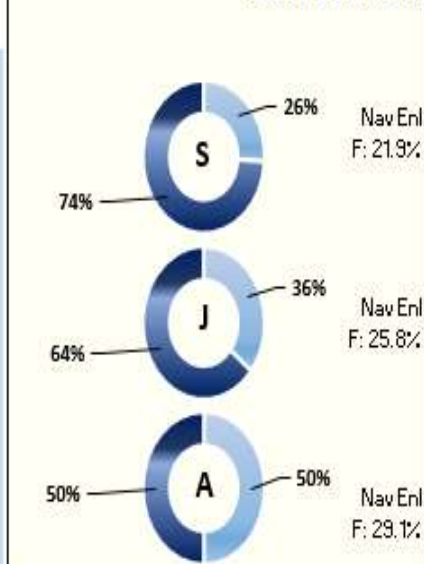
ADP



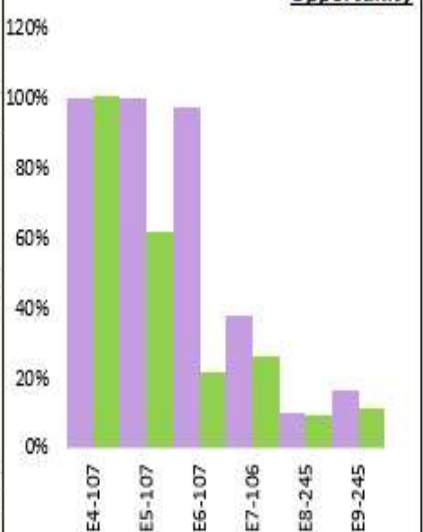
Accession

Manning	Force Structure							Total FS	Total+NAT
	E3	E4	E5	E6	E7	E8	E9		
% INV To FY21 EPA	0%	767%	69%	112%	88%	123%	100%	97%	96%
EPA (FY21)	0	6	328	274	102	22	6	738	8
INVENTORY	16	46	225	308	90	27	6	718	0 (+0%)
EPA (FY23)	0	6	328	276	103	22	6	741	
% INV To FY23 EPA	0%	767%	69%	112%	87%	123%	100%	97%	
FY20 Eligible AC Losses	3	21	253	24	1	0	0	302	

Gender Breakout



Navy Advancement Opportunity



Notes

Manned at 97% of FY21 and 97% for FY-23 Enlisted Programmed Authorizations (EPA).
 Quad Charts includes frocked personnel. NATs in the training pipeline are represented.

AC2RC:
 -In Rate- Open E4-E6
 -Convert Out Closed
 -Convert In- Closed

RC2RC:
 -Convert Out Closed
 -Convert In Closed

Transition Procedures- MPM 1306-1501
 Incentives- See NAVRESFORCOM LTR Ser N000/776, Dated 07 Dec 2020
 Enlisted Community Manager/TechAD-PSC(SW/AW)Angela Hutton, Angela.r.Hutton.mil@us.navy.mil

Report Date: Aug 21 Data Sources: NMPBS(RHS), NSIPS, NRC CTO Report As of: Mid Aug 2021

Legend

Accession	EPA	Gender	Advancements
PS	ALL EPA	Female	EMC
Processing	FS EPA	Male	All NAV
In Inventory	None		
	None		
	CFY		
	FY 23		