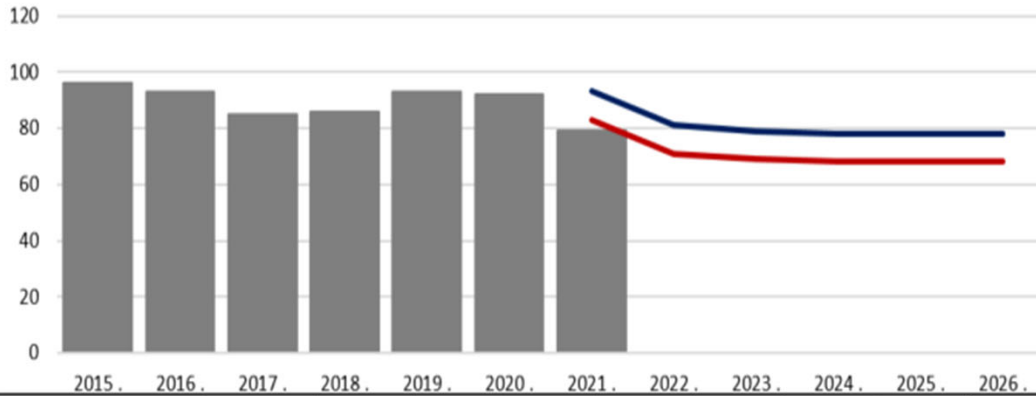
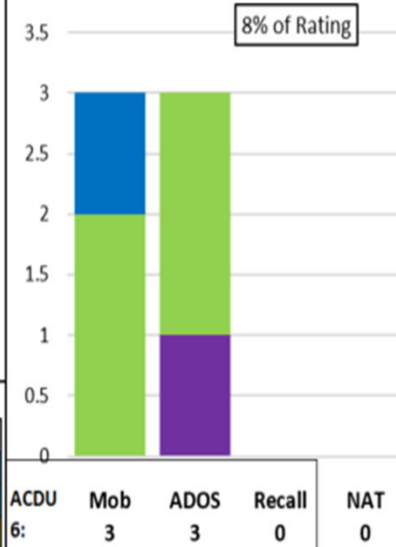


A450 (PR)

Historic Inventory to EPA

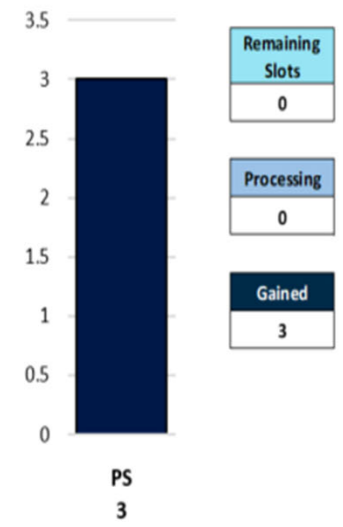


SELRES on Active Duty



ADP

Accession



Force Structure									
Manning	E3	E4	E5	E6	E7	E8	E9	Total FS	Total+NAT
% INV To FY21 EPA	60%	91%	111%	121%	17%	67%	0%	95%	85%
EPA (FY21)	5	22	27	19	6	3	1	83	10
INVENTORY	3	20	30	23	1	2	0	79	0 (+0%)
EPA (FY23)	4	16	25	16	4	3	1	69	
% INV To FY23 EPA	75%	125%	120%	144%	25%	67%	0%	114%	
FY20 Eligible AC Losses	0	29	32	3	0	0	0	64	

Notes

Manned at 95% of FY-21 and 114% for FY-23 Enlisted Programmed Authorizations (EPA).
 Quad chart does include frocked personnel. NATs in the training pipeline are represented.

AC2SELRES

- In Rating: Open (E4 only)
- Convert Out: Open (E5 to E6)
- Convert In: Closed

RC2RC

- Convert Out: Closed
- Convert In: Closed

AC2SELRES Transition Procedures: MILPERSMAN 1306-1501.

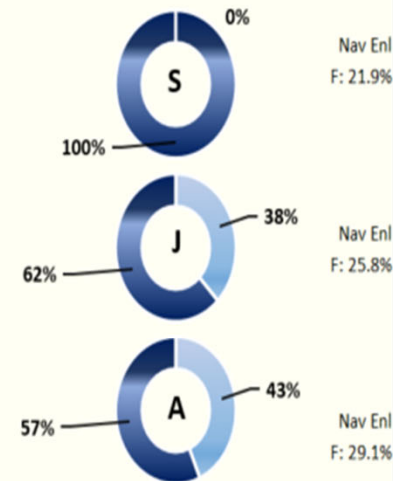
Incentives: See NAVRESFOR LTR Ser N00/776, Dated 07 DEC 2020.

Enlisted Community Manager Technical Advisor: AWFCS(NAC/AW) William Simpkins

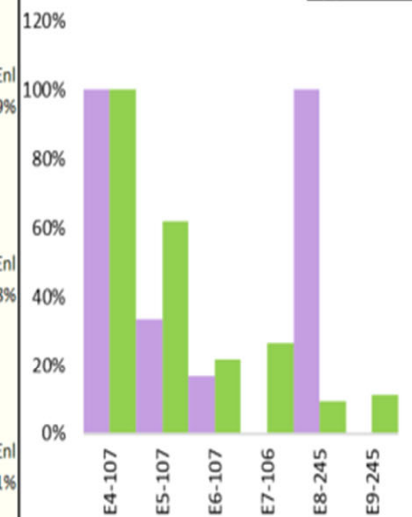
***Updated Email: william.j.simpkins.mil@us.navy.mil

Report Date: Aug 21 Data Sources: NMPBS(RHS), NSIPS, NRC CTO Report As of: Mid Aug 2021

Gender Breakout



Navy Advancement Opportunity



Legend

Accession		EPA		Gender		Advancements	
PS	Goal	ALL EPA	CFY	Female	EMC		
Processing	In Inventory	FS EPA	None	Male	All NAV		
		None	FY 23				