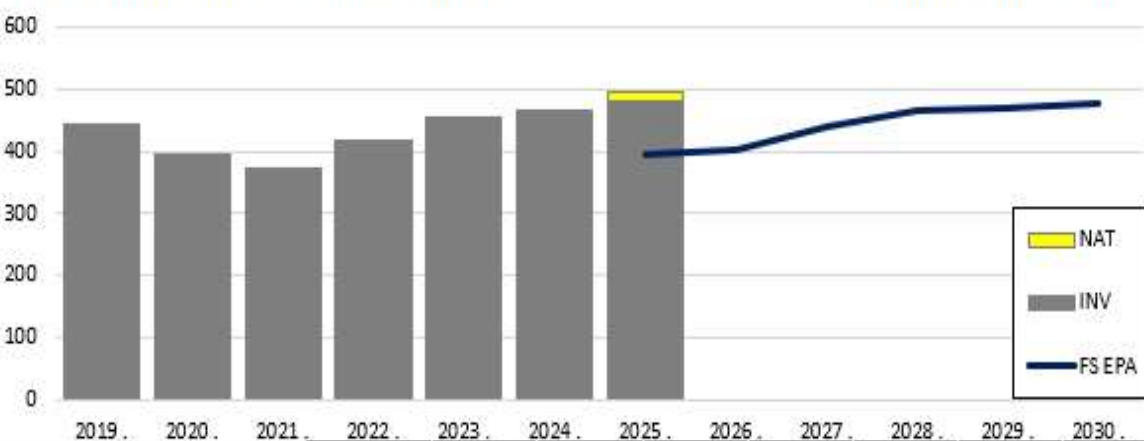


Selected Reserve (SELRES) Community Health Quad Chart

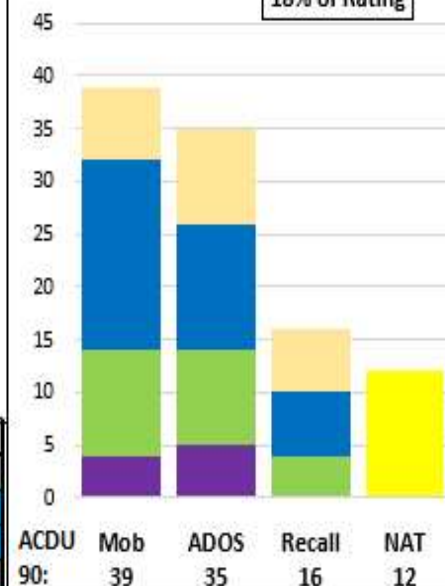
EMC(Rating): B710 (PS) - Personnel Specialist

Historic Inventory to EPA



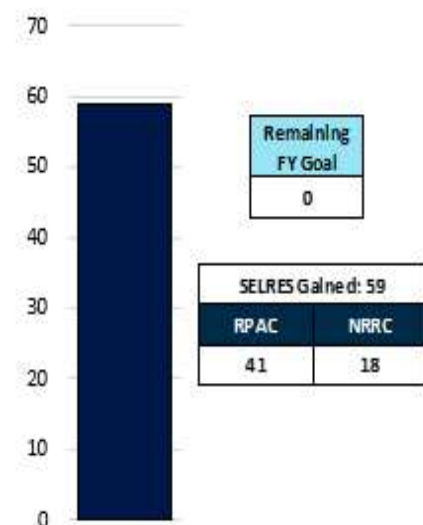
SELRES on Active Duty

18% of Rating



Accession Demand Plan (ADP)

Prior Service Accessions



		Force Structure							
Manning	Student	E3	E4	E5	E6	E7	E8	E9	Total FS
% INV To FY25 EPA	100%	0%	158%	112%	121%	86%	114%	100%	123%
EPA (FY25)	12	0	69	154	109	51	7	3	393
INVENTORY	12	14	109	172	132	44	8	3	482
EPA (FY27)		1	74	178	118	57	8	3	439
% INV To FY27 EPA		1400%	147%	97%	112%	77%	100%	100%	110%
FY24 AC & TAR Eligible Losses		1	28	57	23	1	0	0	110

Notes

Manned at 123% of FY-25 and 110% for FY-27 Enlisted Programmed Authorizations (EPA).
Quad chart includes frocked personnel. NATs in the training pipeline are represented if applicable.

Rating conversions will be considered on a case-by-case basis

AC2SELRES

- In Rating: Open
- Convert Out: Open
- Convert In: Closed

RC2RC

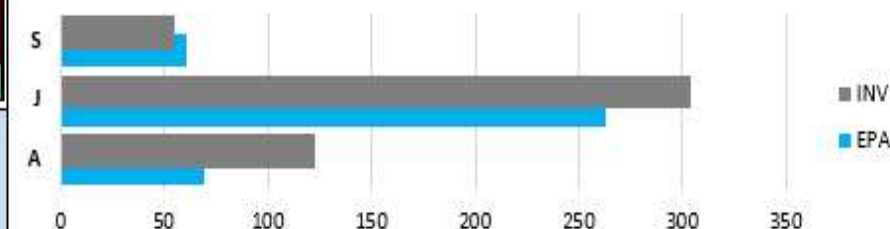
- Convert Out: Open
- Convert In: Closed

Transition procedures MPM 1306-1501. In-Rate and Conversion quotas approved 12 MOS before SEAOS via C-WAY. Applications less than 90 days before separation use NAVPERS 1306/7 via MNCC.

- ****NEW BONUS MESSAGE**** See ALNAVRESFOR Itr Ser N00/059 dtd 29 Aug 2024.

ENLISTED COMMUNITY MANAGER/TECHAD - PSC(AW) Lizbeth Valderrabano;
lizbeth.valderrabanovalencia.mil@us.navy.mil

Report Date: Mar 25 Data Sources: NSIPS EMF, NMPBS(RHS), NRRC Affil. Report As of: Mid Mar 2025



Demographic Breakout

Female

S - Supervisory E-7 to E-9



Nav Enl
F: 23.9%

J - Journeyman E-5 to E-6



Nav Enl
F: 27.2%

A - Apprentice E-1 to E-4



Nav Enl
F: 30.4%

Navy Advancement

Opportunity

AllNav Rating

