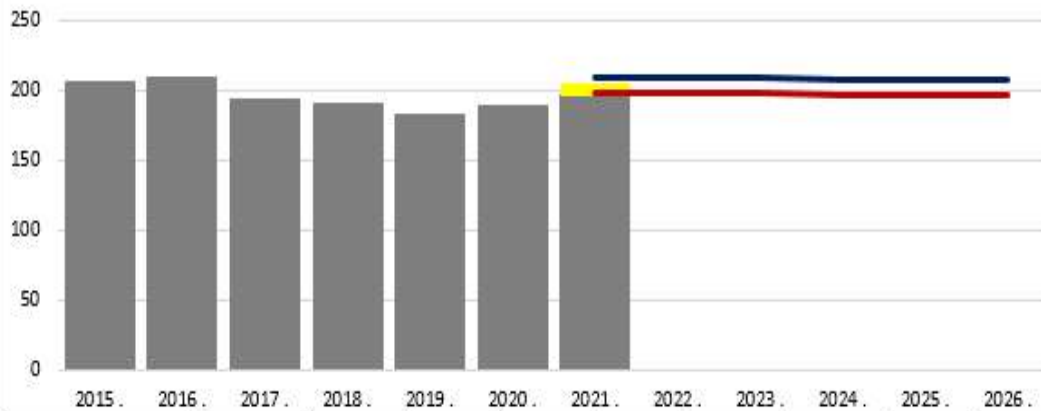
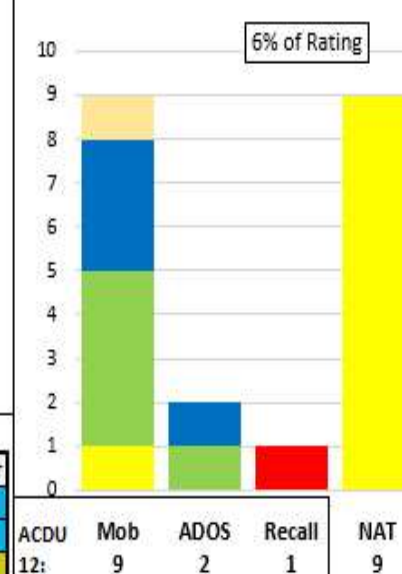


B720 (RP)

Historic Inventory to EPA

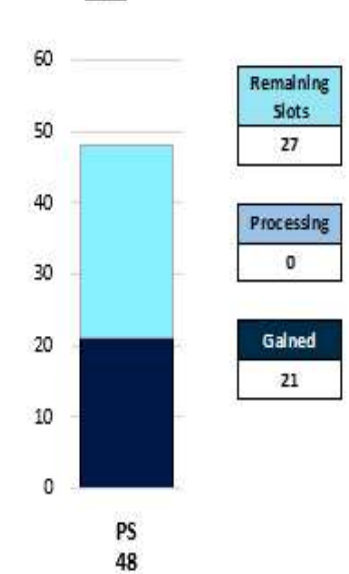


SELRES on Active Duty



ADP

Accession



Manning	Force Structure							Total FS	Total+NAT
	E3	E4	E5	E6	E7	E8	E9		
% INV To FY21 EPA	0%	61%	105%	129%	73%	167%	100%	99%	94%
EPA (FY21)	0	69	80	34	11	3	1	198	11
INVENTORY	12	42	84	44	8	5	1	196	9 (+4%)
EPA (FY23)	0	69	80	34	11	3	1	198	
% INV To FY23 EPA	0%	61%	105%	129%	73%	167%	100%	99%	
FY20 Eligible AC Losses	1	21	14	2	0	0	0	38	

Notes

Manned at 99% of FY-21 and 99% for FY23 Enlisted Programmed Authorizations (EPA). Quad chart includes frocked personnel. NATs in the training pipeline are represented.

AC2SELRES

- In Rating: Open (E4-E6)
- Convert Out: Closed
- Convert In: Closed

RC2RC

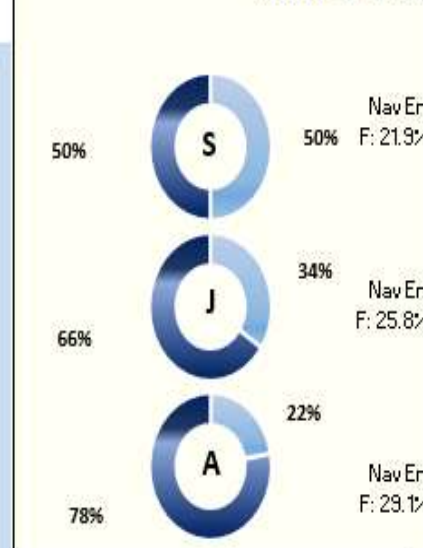
- Convert Out: Closed
- Convert In: Closed

Transition Prodedures - MIPERSMAN 1306-1501

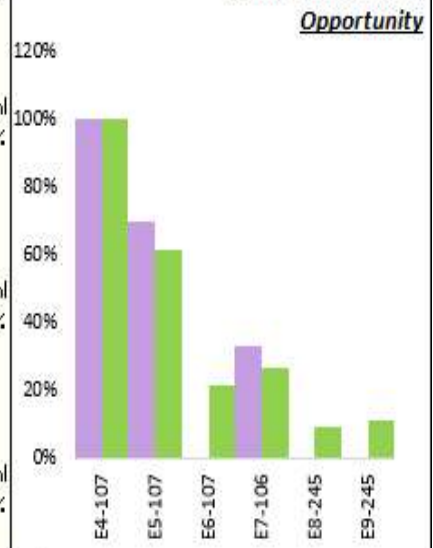
Incentives - See NAVRESFOR LTR Ser N00/776, Dated 07 DEC 2020.

Enlisted Community Manager Technical Advisor: PSC(SW/AW) Justiniano. Email: anthony.j.justiniano.mil@us.navy.mil

Gender Breakout



Navy Advancement Opportunity



Legend

Accession	EPA	Gender	Advancements
PS	ALL EPA	Female	EMC
Goal	FS EPA	Male	All NAV
In Inventory	None		
	CFY		
	FY 23		