

Selected Reserve (SELRES) Community Health Quad Chart

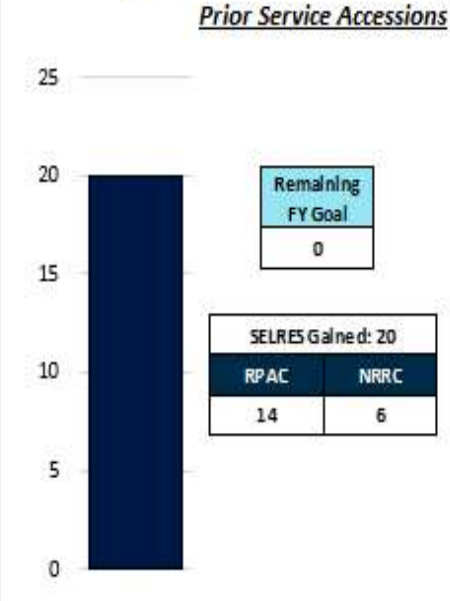
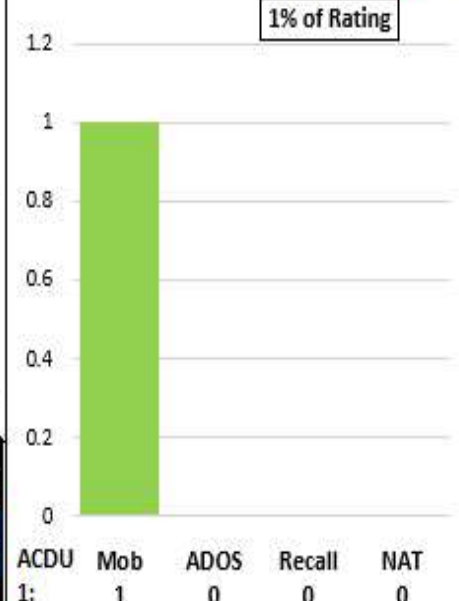
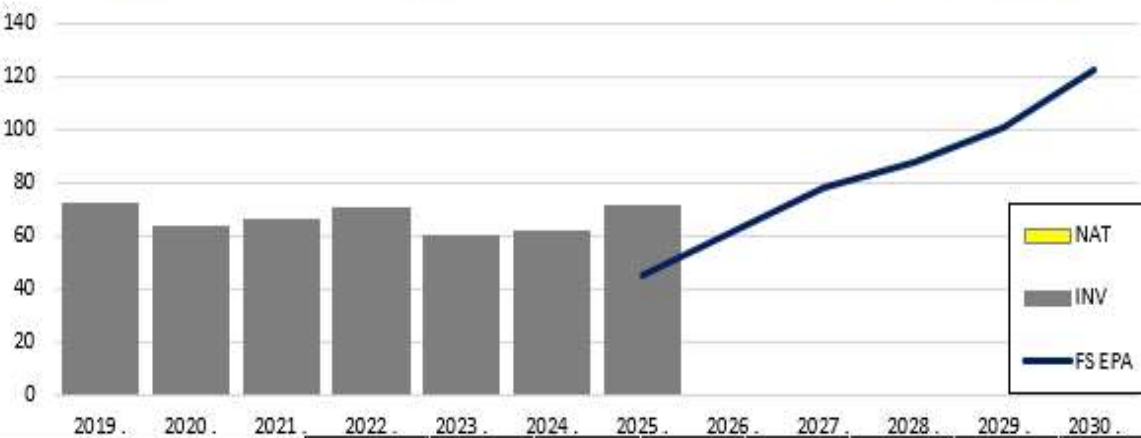
EMC(Rating): B730 (RS) - Retail Specialist

Historic Inventory to EPA

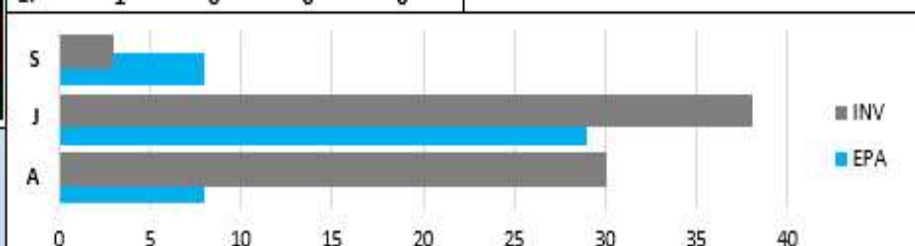
SELRES on Active Duty

Accession Demand Plan (ADP)

Prior Service Accessions



		Force Structure							
Manning	Student	E3	E4	E5	E6	E7	E8	E9	Total FS
% INV To FY25 EPA	0%	0%	363%	141%	117%	0%	150%	0%	158%
EPA (FY25)	6	0	8	17	12	5	2	1	45
INVENTORY	0	1	29	24	14	0	3	0	71
EPA (FY27)		1	11	34	17	11	2	2	78
% INV To FY27 EPA		100%	264%	71%	82%	0%	150%	0%	91%
FY24 AC & TAR Eligible Losses		10	77	42	7	0	0	0	136



Notes

Manned at 158% of FY-25 and 91% for FY-27 Enlisted Programmed Authorizations (EPA).
Quad chart includes frocked personnel. NATs in the training pipeline are represented if applicable.

Rating conversions will be considered on a case-by-case basis

AC2SELRES

- In Rating: Open
- Convert Out: Open
- Convert In: Closed

RC2RC

- Convert Out: Open
- Convert In: Closed


Transition procedures MPM 1306-1501. In-Rate and Conversion quotas approved 12 MOS before SEAOS via C-WAY. Applications less than 90 days before separation use NAVPERS 1306/7 via MNCC.

- ****NEW BONUS MESSAGE**** See ALNAVRESFOR Itr Ser N00/059 dtd 29 Aug 2024.

ENLISTED COMMUNITY MANAGER/TECHAD - PSC(AW) Lizbeth Valderrabano;
lizbeth.valderrabanovalencia.mil@us.navy.mil

Report Date: Mar 25 Data Sources: NSIPS EMF, NMPBS(RHS), NRRC Affil. Report As of: Mid Mar 2025

Demographic Breakout



Navy Advancement Opportunity

