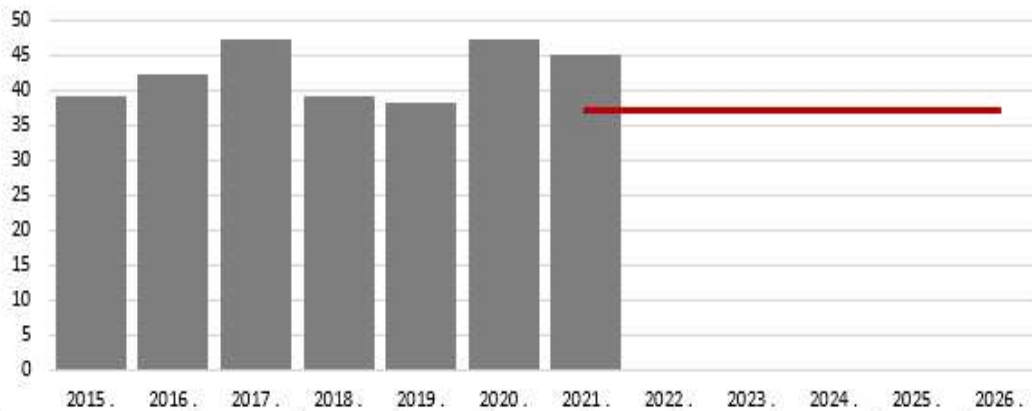
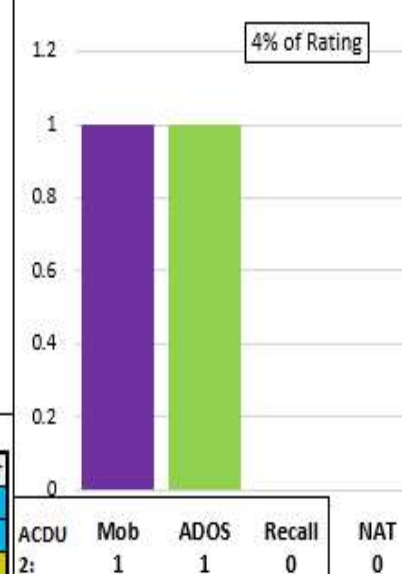


C230 (STS)

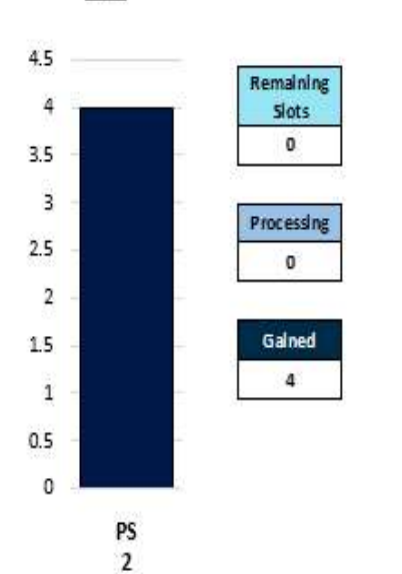
Historic Inventory to EPA



SELRES on Active Duty



ADP Accession



Manning	Force Structure							Total FS	Total+NAT
	E3	E4	E5	E6	E7	E8	E9		
% INV To FY21 EPA	0%	0%	111%	160%	100%	50%	200%	122%	122%
EPA (FY21)	0	0	19	10	5	2	1	37	0
INVENTORY	0	0	21	16	5	1	2	45	0 (+0%)
EPA (FY23)	0	0	19	10	5	2	1	37	
% INV To FY23 EPA	0%	0%	111%	160%	100%	50%	200%	122%	
FY20 Eligible AC Losses	1	44	73	21	0	0	0	139	

Notes

Manned at 122% of FY-21 and 122% of FY-23 Enlisted Programmed Authorizations (EPA). Quad chart does reflect frocked personnel. NATs in the training pipeline are represented.

AC2SELRES

- In Rating – Closed
- Convert Out – Open (E4 to E6)
- Convert In – Closed

RC2RC

- Convert Out – Closed
- Convert In – Closed

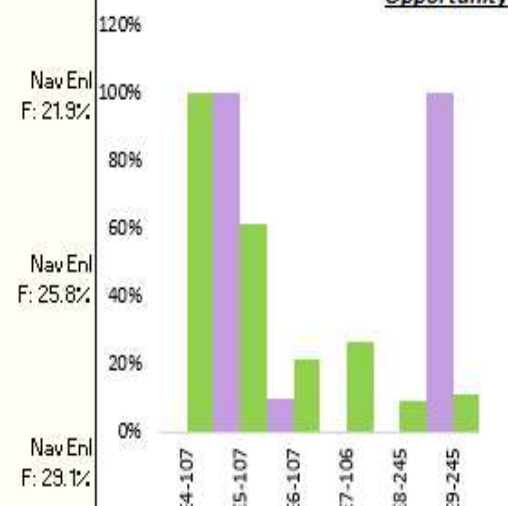
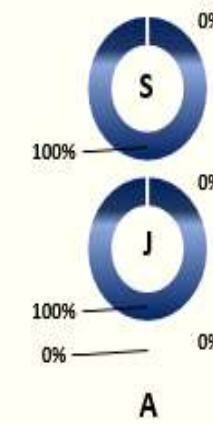
Transition Procedures – MILPERSMAN 1306-1501

Incentives See NAVRESFOR LTR Ser N000/776, Dated 07 DEC 2020

Enlisted Community Manager/TECHAD- PSC(AW) Alex Marquez, alexandromarquez.mil@us.navy.mil

Report Date: Aug 21 Data Sources: NMPBS(RHS), NSIPS, NRC CTO Report As of: Mid Aug 2021

Gender Breakout



Legend

Accession	EPA	Gender	Advancements
PS	ALL EPA	Female	EMC
Processing	FS EPA	Male	All NAV
Goal	None		
In Inventory	CFY		
	None		
	FY 23		