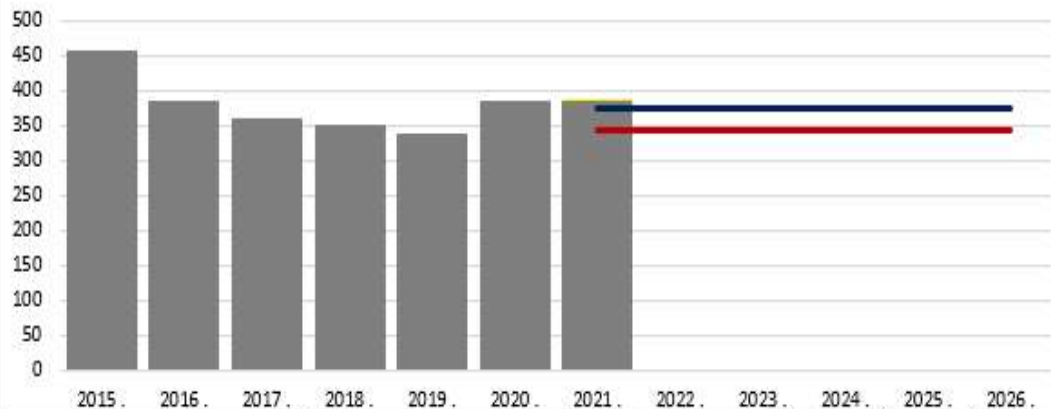
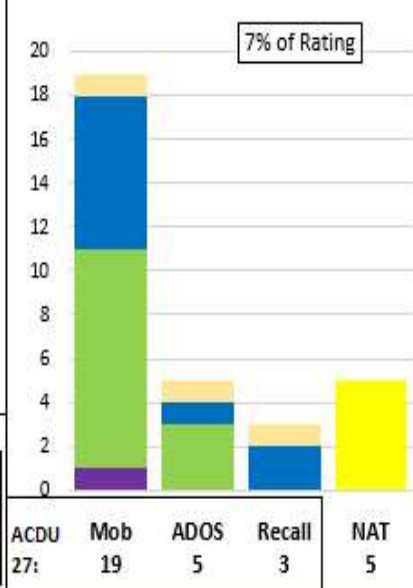


H170 (SW)

Historic Inventory to EPA

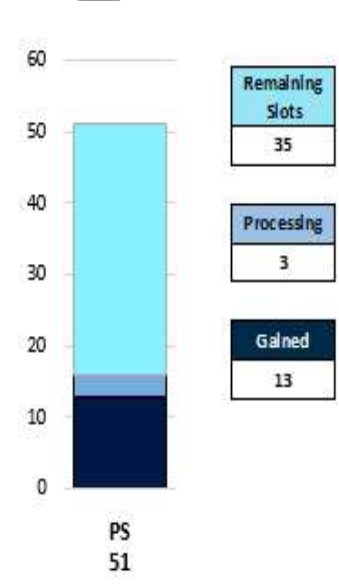


SELRES on Active Duty



ADP

Accession

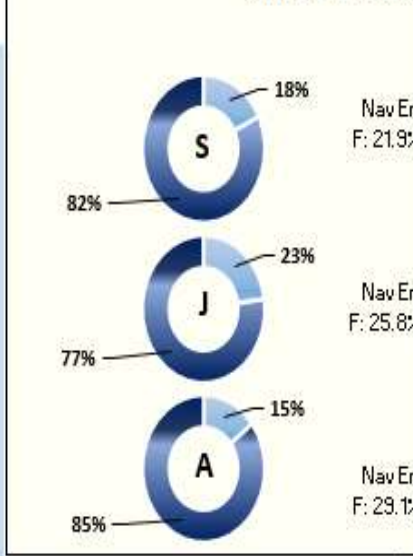


Manning	Force Structure							Total FS	Total+NAT
	E3	E4	E5	E6	E7	E8	E9		
% INV To FY21 EPA	356%	82%	110%	104%	94%	0%	0%	112%	103%
EPA (FY21)	18	95	108	90	31	0	0	342	31
INVENTORY	64	78	119	94	29	0	0	384	5 (+1%)
EPA (FY23)	18	95	108	90	31	0	0	342	
% INV To FY23 EPA	356%	82%	110%	104%	94%	0%	0%	112%	
FY20 Bigible AC Losses	1	7	14	0	0	0	0	22	

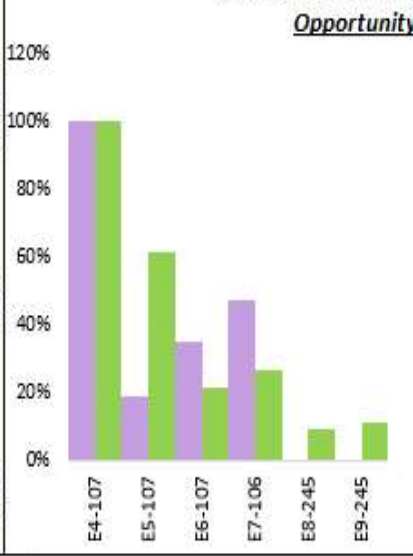
Notes

Manned at 112% of FY-21 and 112% of FY-23 Enlisted Programmed Authorizations (EPA).
 Quad chart now includes frocked personnel.
AC2SELRES
 -In Rate: Open to E4-E6
 -Convert In: Closed
 -Convert Out: Open to E3 and below
RC2RC
 -Convert In: Closed
 -Convert Out: Open to E3 and below
 Transuon Procedures-MILP{ERSMAN 1306-1501
 FY-21 Bonus and incentives Information-See NAVRESFOR LTR Ser N00/776 DTG 07 DEC 2020
 Seabee/SPECWAR SELRES Enlisted Community Manager/TECHAD: CUCS Donnell Rogers
 Email Address: donnell.l.rogers.mil@us.navy.mil

Gender Breakout



Navy Advancement Opportunity



Legend

Accession	EPA	Gender	Advancements
PS	ALL EPA	Female	EMC
Processing	FS EPA	Male	All NAV
In Inventory	None		
Goal	CFY		
	None		
	FY 23		