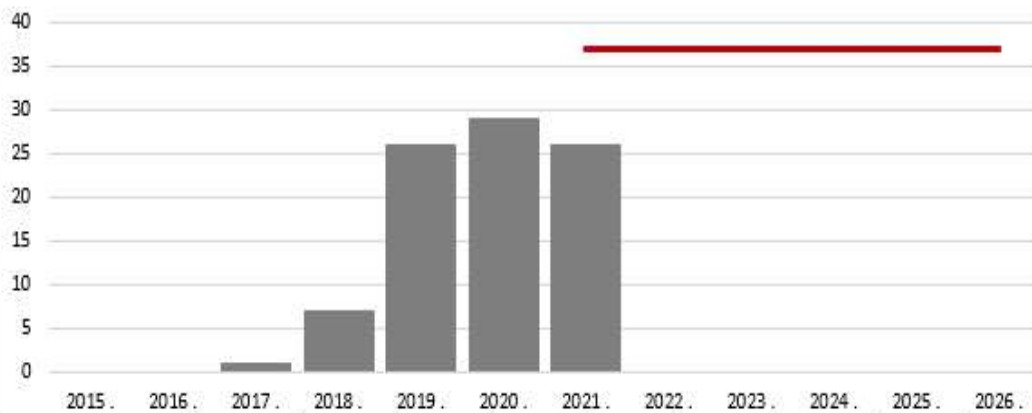
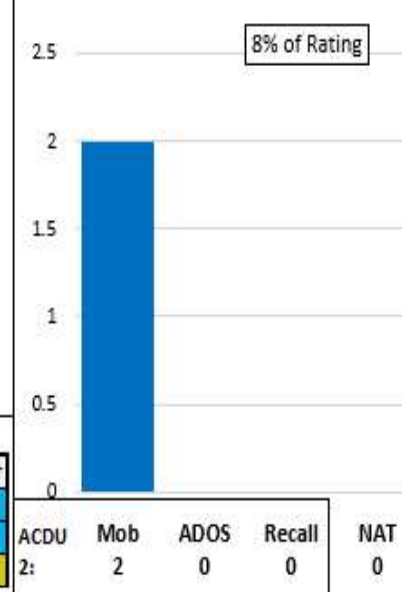


C151 (TM)

Historic Inventory to EPA



SELRES on Active Duty



ADP Accession



| Manning | Force Structure | | | | | | | Total FS | Total+NAT |
|-------------------------|-----------------|----|-----|------|-----|-----|----|----------|-----------|
| | E3 | E4 | E5 | E6 | E7 | E8 | E9 | | |
| % INV To FY21 EPA | 0% | 0% | 42% | 127% | 67% | 67% | 0% | 70% | 70% |
| EPA (FY21) | 0 | 0 | 19 | 11 | 3 | 3 | 1 | 37 | 0 |
| INVENTORY | 0 | 0 | 8 | 14 | 2 | 2 | 0 | 26 | 0 (+0%) |
| EPA (FY23) | 0 | 0 | 19 | 11 | 3 | 3 | 1 | 37 | |
| % INV To FY23 EPA | 0% | 0% | 42% | 127% | 67% | 67% | 0% | 70% | |
| FY20 Eligible AC Losses | 2 | 6 | 35 | 6 | 2 | 0 | 0 | 51 | |

Notes

Manned at 70% of FY-21 and 70% of FY-23 Enlisted Programmed Authorizations (EPA). Quad chart does reflect frocked personnel. NATs in the training pipeline are represented.

AC2SELRES

- In Rating – Open (E4 to E6)
- Convert Out – Closed
- Convert In – Closed

RC2RC

- Convert Out – Closed
- Convert In – Closed

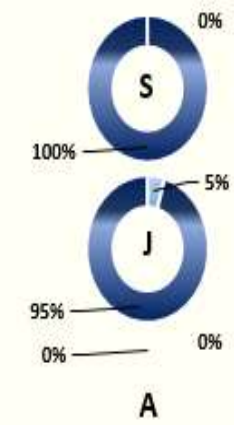
Transition Procedures – MILPERSMAN 1306-1501

Incentives See NAVRESFOR LTR Ser N000/776, Dated 07 DEC 2020

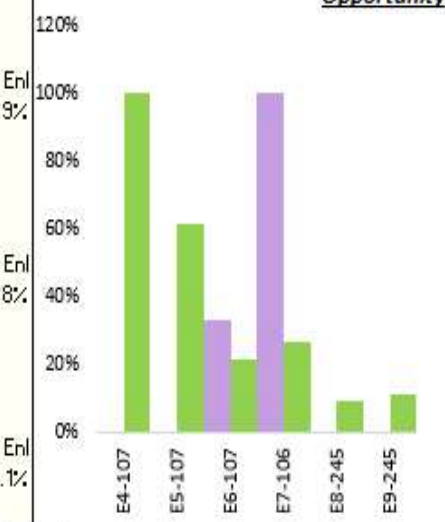
Enlisted Community Manager/TECHAD- PSC(AW) Alex Marquez, alexandromarquez.mil@us.navy.mil

Report Date: Aug 21 Data Sources: NMPBS(RHS), NSIPS, NRC CTO Report As of: Mid Aug 2021

Gender Breakout



Navy Advancement Opportunity



Legend

| Accession | EPA | Gender | Advancements |
|--------------|---------|--------|--------------|
| PS | ALL EPA | Female | EMC |
| Processing | FS EPA | Male | All NAV |
| Goal | None | | |
| In Inventory | CFY | | |
| | None | | |
| | FY 23 | | |