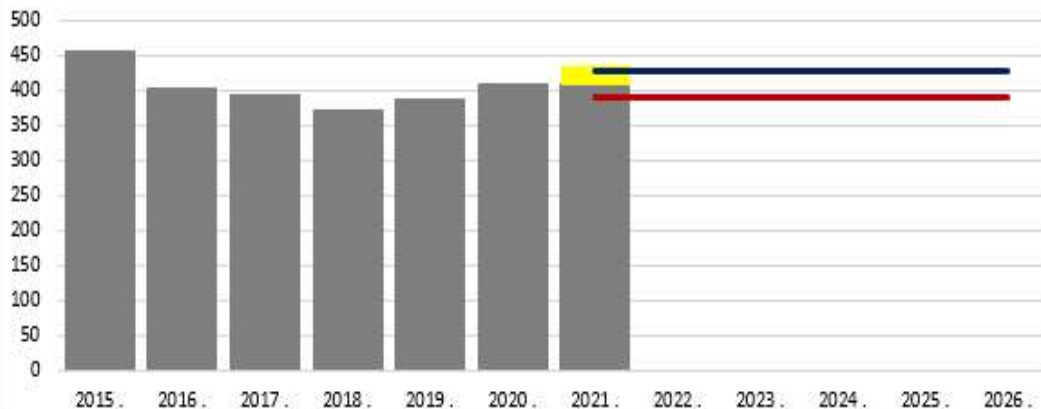
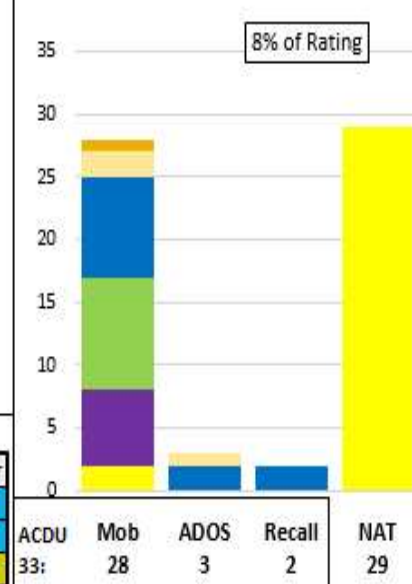


H190 (UT)

Historic Inventory to EPA

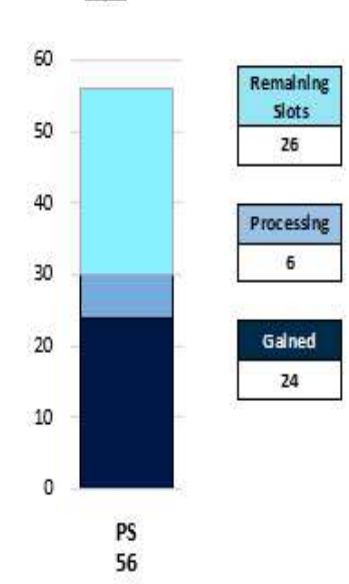


SELRES on Active Duty



ADP

Accession

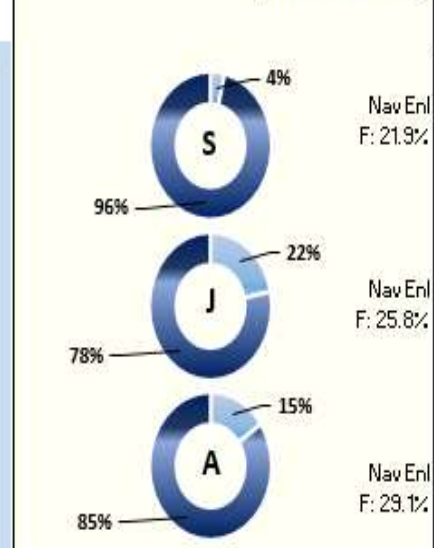


Manning	Force Structure							Total FS	Total+NAT
	E3	E4	E5	E6	E7	E8	E9		
% INV To FY21 EPA	340%	110%	72%	106%	100%	70%	0%	105%	95%
EPA (FY21)	20	62	149	128	21	10	0	390	38
INVENTORY	68	68	108	136	21	7	0	408	29 (+7%)
EPA (FY23)	20	62	149	128	21	10	0	390	
% INV To FY23 EPA	340%	110%	72%	106%	100%	70%	0%	105%	
FY20 Eligible AC Losses	2	9	17	0	0	0	0	28	

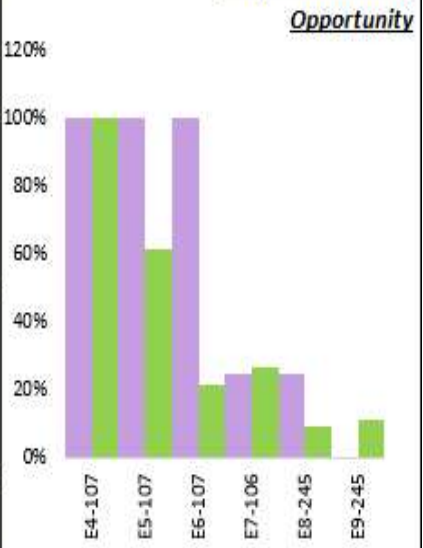
Notes

Manned at 105% of FY-21 and 105% of FY-23 Enlisted Programmed Authorizations (EPA).
 Quad chart now includes frocked personnel.
AC2SELRES
 -In Rate: Open to E4-E6
 -Convert In: Closed
 -Convert Out: Open to E3 and below
RC2RC
 -Convert In: Closed
 -Convert Out: Open to E3 and below
 Transuon Procedures-MILP{ERSMAN 1306-1501
 FY-21 Bonus and incentives Information-See NAVRESFOR LTR Ser N00/776 DTG 07 DEC 2020
 Seabee/SPECWAR SELRES Enlisted Community Manager/TECHAD: CUCS Donnell Rogers
 Email Address: donnell.l.rogers.mil@us.navy.mil

Gender Breakout



Navy Advancement Opportunity



Legend

Accession	EPA	Gender	Advancements
PS	ALL EPA	Female	EMC
Processing	FS EPA	Male	All NAV
Goal	None		
In Inventory	CFY		
	None		
	FY 23		