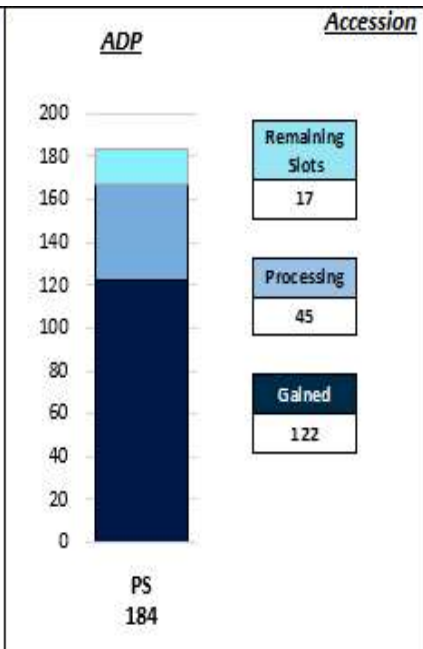
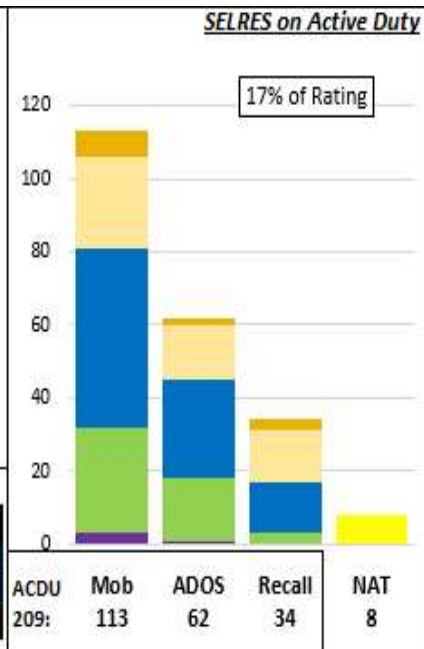


Historic Inventory to EPA



Manning	Force Structure							Total FS	Total+NAT
	E3	E4	E5	E6	E7	E8	E9		
% INV To FY21 EPA	467%	56%	90%	121%	93%	121%	150%	98%	96%
EPA (FY21)	6	163	511	392	174	28	4	1278	22
INVENTORY	28	92	459	473	161	34	6	1253	8 (+1%)
EPA (FY23)	6	160	505	390	174	28	4	1267	
% INV To FY23 EPA	467%	58%	91%	121%	93%	121%	150%	99%	
FY20 Eligible AC Losses	4	53	66	18	1	0	0	142	

**Notes**

Manned at 98% of FY-21 and 99% for FY23 Enlisted Programmed Authorizations (EPA). Quad chart includes frocked personnel. NATs in the training pipeline are represented.

**AC2SELRES**

- In Rating: Open (E4-E6)
- Convert Out: Closed
- Convert In: Open (E4-E5)

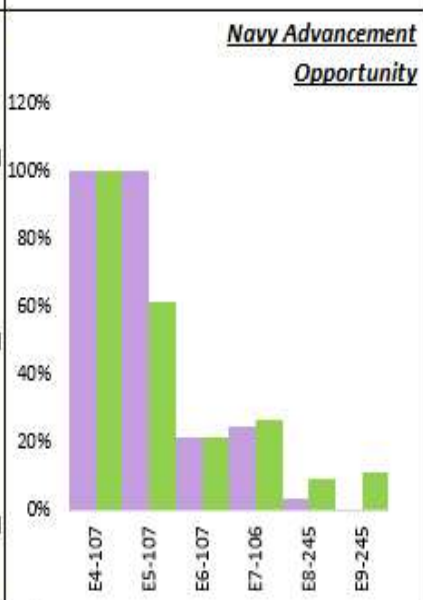
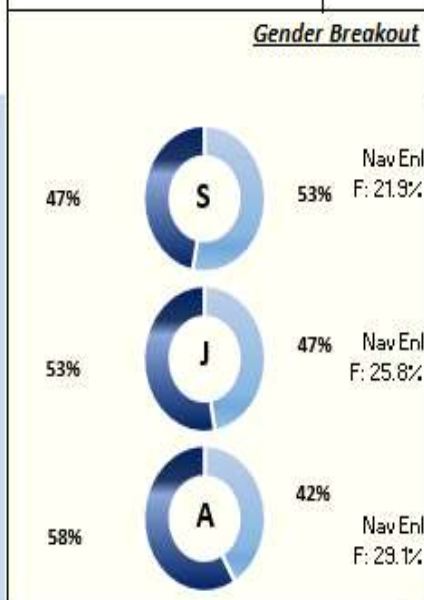
**RC2RC**

- Convert Out: Closed
- Convert In: Closed

Transition Prodedures - MIPERSMAN 1306-1501

Incentives - See NAVRESFOR LTR Ser N00/776, Dated 07 DEC 2020.

Enlisted Community Manager Technical Advisor: PSC(SW/AW) Justiniano. Email: anthony.j.justiniano.mil@us.navy.mil



**Legend**

PS	Goal	ALL EPA	CFY	Female	EMC
In Inventory		FS EPA	None	Male	All NAV
		None	FY 23		