

U.S. Navy Uniform Regulations
Summary of Changes (27 March 2024)

This Summary of Changes provides a brief description of changes made to Navy Uniform Regulations (NAVPERS 15665J) since the last update of 6 November 2023. The changes identified in this summary reflect policy changes, corrections or additions to Chapter 1 through 6 and Table 1-1-1 within NAVPERS 15665J. For specific details of changes, please refer to the noted chapters, sections and articles below.



Updates to Navy Uniform Regulations contained in this summary of changes include:

- Addition Female Combination Cover as Optional Component for Female Sailors
- Addition of Tiara as Optional Uniform Component for Female Sailors
- Addition of Leggings/Tights for Optional Wear with PTU
- Updated Cosmetics, Female False Eyelashes Criteria
- Addition of Female T-Shirts for Optional Wear
- Updated Professional Military Appearance Criteria for Hands in Pockets
- Updated Authorized Backpack Colors for Wear with the Navy Working Uniform Type II and III.
- Update to Identification Badges Manner of Wear
- Update to Navy Flight Demonstration Squadron (Blue Angels) Civilian Clothing Requirements
- Update to Chapter 3, Section 5/6, Description and Wear of Uniform Components
- Updated Authorized Optional Components Worn with the Physical Training Uniform (PTU)
- Added French/Dutch Braid Hair Style for Female Sailors
- Revised FY-24 Uniform Allowances and Requirements, Effective 1 April 2024 through 30 September 2024.

UPDATES TO NAVY UNIFORM REGULATIONS

1. Chapter 3, Article 3501.9, Cap, Combination

Deleted:

 <p>Figure 3501.9-1 Unisex Officer Cover (sample white cover)</p>  <p>Figure 3501.9-2 Unisex CPO Cover (sample khaki cover)</p>	<p>a. <u>Description</u>. A military style cap with black visor, rigid standing front, flaring circular rim and black cap band worn with detachable khaki or white cap cover, as required (figures 3501.9-1 and 3501.9-2). Wear white cover with Dinner Dress, Full Dress, Service Dress, and Summer White uniforms. Wear khaki cover with Service Khaki uniform. When wearing an all-weather coat or black Cold Weather Parka, a clear plastic combination cap rain cover may be worn. For hat band insignia/ornamentation, see articles 4311 for officers and 4321 for CPOs. There are two sizing options – both the standard and the Alternate Combination Cover (ACC) are designated as unisex uniform items and may be worn by male and female officers and CPOs. The ACC is similar in design to the standard combination cover, but is smaller with an oval vice round opening.</p> <p>b. <u>Correct Wear</u>. Wear squarely on the head, with bottom edge parallel to and 1-1/2 inch above the eyebrows.</p>
--	--

**U.S. Navy Uniform Regulations
Summary of Changes (27 March 2024)**

Added:



**Figure 3501.9-1
Unisex Officer Cover
(sample white cover)**



**Figure 3501.9-2
Unisex CPO Cover
(sample khaki cover)**



**3501.9-3
Female Officer
Combination Cover
(sample white cover)**



**Figure 3501.9-4
Female CPO
Combination Cover
(sample white cover)**

a. Description.

(1) Unisex, Combination Cap

A military style cap with black visor, rigid standing front, flaring circular rim and black cap band worn with detachable khaki or white cap cover, as required (figures 3501.9-1 and 3501.9-2). For hat band insignia/ornamentation, see articles 4311 for officers and 4321 for CPOs.

(2) Female, Combination Cap (Bucket)

A military style cap with black visor, circular brim with rigid upsweep sides and black cap band worn with detachable white or khaki cap cover, as required. When wearing an all-weather coat, a clear plastic combination cap rain cover may be worn. For hat band insignia/ornamentation, see articles 4311 for officers and 4321 for CPOs.

b. Correct Wear.

(1) Unisex, Combination Cap

a. Wear squarely on the head, with bottom edge parallel to and 1-1/2 inch above the eyebrows.

b. Wear white cover with Dinner Dress, Full Dress, Service Dress, and Summer White uniforms. Wear khaki cover with Service Khaki uniform. When wearing an all-weather coat or black Cold Weather Parka, a clear plastic combination cap rain cover may be worn. For insignia/ornamentation, see articles 4311 for officers, 4321 for CPOs, and 4331 for E6 and below.

(2) Female Combination Cap (Bucket)

a. Wear squarely on the head, with bottom edge parallel to and 1-1/2 inch above the eyebrows.

b. Optional wear is authorized for female Sailors E1 through O10 with Service Dress, Dinner Dress, and Dinner Dress Jacket Uniforms (figures 3501.9-3 and figure 3501.4). Additionally, female officers and CPOs are authorized optional wear of the Bucket with Service Khaki and Summer White uniforms. Optional wear is not authorized with Full Dress Uniforms or when the Unisex combination cover is prescribed.

**U.S. Navy Uniform Regulations
Summary of Changes (27 March 2024)**

2. Chapter 3, Article 3501.86, Tiara

Added:

Photo Not available	<p>Description Small and crescent shaped, to fit over crown of the head. It is made of black velvet with appropriate cap device embroidered at the center, and for admirals, captains, and commanders, appropriate graduated rank ornamentation embroidered on either side.</p> <p>Occasion for wear Optional for wear by female Sailors (E-1 through O-10) when wearing Dinner Dress Blue and White Jacket Uniforms during official events.</p> <p>Correct Wear Wear over the crown of the head. The tiara need not be removed indoors.</p>
---------------------	---

3. Chapter 4, Section 3, Article 4311.4, Headgear Insignia (Commissioned Officers, Commissioned Warrant Officers and Warrant Officers)

Deleted:

4. Headgear

a. Combination Cap. Insignia on combination caps consists of a cap device, chin strap, and retaining buttons. An embroidered visor is worn by officers of the rank of Commander and above.



b. Garrison Cap. Insignia on the garrison cap consists of metal collar size grade insignia and miniature cap device.

(1) Miniature Cap Device

**U.S. Navy Uniform Regulations
Summary of Changes (27 March 2024)**

(a) Commissioned Officers, Commissioned Warrant Officers and Warrant Officers. Metal insignia designed like the cap device for combination caps, but reduced by one-half.



(2) Position. Miniature cap devices and rank devices, for garrison caps, are worn on the left and right side, respectively. The center of the devices will be 2 inches from the front crease of the garrison cover and 1-1/2 inches from the bottom of the cover as shown in the figure below.



c. Navy/Command Ball Cap. Miniature grade insignia as described in article 4104.5 may be worn on the Navy/Command ball cap by WO1-O10 personnel. Center the device on the front of the ball cap, and 1-1/4 inches above the visor as shown in the figure below.



**U.S. Navy Uniform Regulations
Summary of Changes (27 March 2024)**

Added:

4. Headgear

a. Combination Cap. Insignia on combination caps consists of an officer cap device, chin strap, and retaining buttons. An embroidered visor is worn by officers of the rank of Commander and above.



b. Garrison Cap. Insignia on the garrison cap consists of metal collar size grade insignia and miniature officer cap device.

(1) Miniature Cap Device

(a) Commissioned Officers, Commissioned Warrant Officers and Warrant Officers. Metal insignia officer cap device for combination caps reduced by one-half.



(2) Position. Miniature officer cap devices and rank devices, for garrison caps, are worn on the left and right side, respectively. The center of the devices will be 2 inches from the front crease of the garrison cover and 1 1/2 inches from the bottom of the cover as shown in the figure below.

**U.S. Navy Uniform Regulations
Summary of Changes (27 March 2024)**



c. Navy/Command Ball Cap. Miniature grade insignia as described in article 4104.5 may be worn on the navy/command ball cap by WO1-O10 Personnel. Center the device on the front of the ball cap, and 1-1/4 inches above the visor as shown in the figure below.



3. Chapter 4, Section 3, Article 4321.3 Headgear (CPO)

Deleted:

1. Cap Device (CPO). A Chief Petty Officer cap device consist of a gold fouled anchor with silver block letters "USN" superimposed on the anchor's shank. Senior Chief, Master Chief, Master Chief Petty Officer of the Navy and Senior Enlisted Advisor, Chairman Joint Chief of Staff cap devices have one, two, or three silver stars are attached above the anchor's stock as follows:

**U.S. Navy Uniform Regulations
Summary of Changes (27 March 2024)**



2. Chin Strap. The chin strap is ½ inch wide made of black patent leather or vinyl, and adjusted to fit snugly against the cap. Wear the chin strap with the grommet to your left.

3. Headgear

a. Combination Cap. The combination cap has a cap device as described above. Gold navy eagle buttons attach the black chin strap to the cap frame through a black mounting band. The cap device is attached to the mounting band with the stock's unfouled arm to the wearer's left.



b. Garrison Cap. Center a miniature CPO cap device on the wearer's left side of the garrison cap, with the center of the device placed 2 inches from the front crease of the garrison cover and 1-1/2 inches from the bottom of the cover as shown in the figure below.

**U.S. Navy Uniform Regulations
Summary of Changes (27 March 2024)**



c. Navy/Command Ball Cap. Miniature Cap Device insignia may be worn on the Navy/Command ball cap by E7-E9 personnel. Center the device on the front of the ball cap, and 1-1/4 inches above the visor as shown in the figure below.



d. Size of CPO Devices



Cap Device
1-3/4 inch



Miniature Cap Device
1-1/4 inch



Collar Device
1 inch

**U.S. Navy Uniform Regulations
Summary of Changes (27 March 2024)**

Added:

1. Cap Device (CPO). A Chief Petty Officer cap device consist of a gold fouled anchor with silver block letters "USN" superimposed on the anchor's shank. Senior Chief, Master Chief, Master Chief Petty Officer of the Navy and Senior Enlisted Advisor, Chairman Joint Chief of Staff cap devices have one, two, or three silver stars are attached above the anchor's stock as follows:



2. Chin Strap. The chin strap is ½ inch wide made of black patent leather or vinyl, and adjusted to fit snugly against the cap. Wear the chin strap with the grommet to your left.

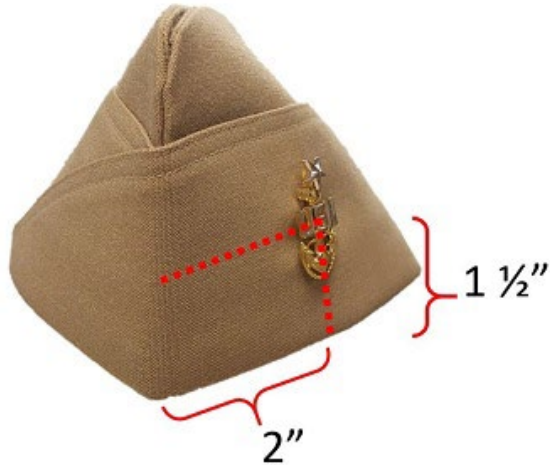
3. Headgear

a. Combination Cap. Insignia on combination caps consists of a CPO cap device, gold navy eagle buttons attach the black chin strap to the cap frame through a black mounting band. The cap device is attached to the mounting band with the stock's unfouled arm to the wearer's left.



b. Garrison Cap. Center a miniature CPO cap device on the wearer's left side of the garrison cap, with the center of the device placed 2 inches from the front crease of the garrison cover and 1-1/2 inches from the bottom of the cover as shown in the figure below.

**U.S. Navy Uniform Regulations
Summary of Changes (27 March 2024)**



c. Navy/Command Ball Cap. Miniature CPO cap device insignia may be worn on the navy/command ball cap by E7-E9 personnel. Center the device on the front of the ball cap, and 1-1/4 inches above the visor as shown in the figure below.



d. Size of CPO Devices



Cap Device:
1 - 3/4 inch



Miniature Cap Device:
1-1/4 inch



Collar Device:
1 inch


**U.S. Navy Uniform Regulations
Summary of Changes (27 March 2024)**

4. Chapter 4, Section 3, Article 4331.2, Headgear (E1-E6)

Deleted:

Article 4331.2. Headgear

a. Garrison Cap. E4-E6 personnel center cap rank device (regular size insignia) on the left side of the garrison cap with the center of the device placed 2 inches from the front crease of the garrison cover and 1-1/2 inches from the bottom of the cover as shown in the picture below. Insignia consists of an eagle and chevrons of either bright shiny silver or gold finish. Petty Officers entitled to wear gold rating badges and service stripes on their Service Dress Blue uniform may optionally wear gold chevrons vice silver on their cap device. E1-E3 wear no insignia on the garrison cap.



b. Navy/Command Ball Cap. Regular size cap insignia may be worn on the Navy/Command Ball cap by E4-E6 Personnel. Insignia consists of an eagle and chevron(s) of either bright shiny silver or gold finish. Petty officers entitled to wear gold rating badges on their Service Dress Blue uniform may optionally wear gold chevrons vice silver on their cap device. Center the device on the front of the ball cap, and 1-1/4 inches above the visor as shown in the figure below.

**U.S. Navy Uniform Regulations
Summary of Changes (27 March 2024)**



c. Size of Petty Officer Devices:

Regular and Miniature Sizes:

PO1 Regular 1-3/4"	PO1 Miniature 1-1/4"
PO2 Regular 1-1/2"	PO2 Miniature 1"
PO3 Regular 1-1/4"	PO3 Miniature 7/8"




Added:

Article 4321.2. Headgear

a. Garrison Cap. E4-E6 personnel center regular size cap rank insignia on the left side of the garrison cap with the center of the device placed 2 inches from the front crease of the garrison cover and 1-1/2 inches from the bottom of the cover as shown in the picture below. Insignia consists of an eagle and chevrons of either bright shiny silver or gold finish. Petty officers entitled to wear gold rating badges and service stripes on their Service Dress Blue uniform may optionally wear gold chevrons vice silver on their cap device. E1-E3 wear no insignia on the garrison cap.

**U.S. Navy Uniform Regulations
Summary of Changes (27 March 2024)**



b. Female Combination Cap. A military style cap with black visor, circular brim with rigid upsweep sides and black cap band worn with detachable white cap cover, as required.



c. Navy/Command Ball Cap. Regular size insignia may be worn on the Navy/Command Ball cap by E4-E6 Personnel. Insignia consists of an eagle and chevron(s) of either bright shiny silver or gold finish. Petty officers entitled to wear gold rating badges and service stripes on their Service Dress Blue uniform may optionally wear gold chevrons vice silver on their cap device. Center the device on the front of the ball cap, and 1-1/4 inches above the visor as shown in the figure below.

**U.S. Navy Uniform Regulations
Summary of Changes (27 March 2024)**



d. Size of Petty Officer Devices:



PO1 Regular
1-3/4"



PO1 Miniature
1-1/4"



PO2 Regular
1-1/2"



PO2 Miniature
1"



PO3 Regular
1-1/4"



PO3 Miniature
7/8"

U.S. Navy Uniform Regulations
Summary of Changes (27 March 2024)

5. Chapter 3, Article 3601.5, Shorts, Compression

Deleted:

3601.5. Shorts, Compression



Description. Any commercially available compression short designed to support planned exercise. Shall be Navy Blue or black in color.


Correct Wear. Will be worn fully on the waist. May not extend beyond the length of the short and must not be visible while standing.

Ownership Markings. Initials centered on size tag.

**U.S. Navy Uniform Regulations
Summary of Changes (27 March 2024)**

Added:

3601.5. Apparel, Performance

	<p><u>Description.</u></p> <p>(1) <u>Compression Shorts.</u> Any commercially available compression short designed to support planned exercise. Shall be Navy Blue or black in color.</p> <p><u>Correct Wear.</u> Optional for wear. Worn fully on the waist under the PTU short. May not extend beyond the length of the short and must not be visible while standing.</p> <p>(2) <u>Leggings/Tights.</u> Any commercially available leggings/tights designed to support planned exercise. Shall be black or navy blue in color.</p> <p><u>Correct Wear.</u> Optional for wear. Worn fully on the waist under the PTU short or Fitness Suit pant. May not extend beyond the ankle.</p> <p><u>Ownership Markings.</u> Initials centered on size tag.</p>
--	--

6. Chapter 2, Article 2201.4, Cosmetics

Deleted:

4. COSMETICS (Women). Cosmetics may be applied so that colors blend and enhance natural features. Exaggerated cosmetic styles are not authorized with the uniform and shall not be worn. Care should be taken to avoid an artificial appearance. Lipstick colors shall be conservative and present a complementary appearance. Long false eyelashes shall not be worn when in uniform.



**U.S. Navy Uniform Regulations
Summary of Changes (27 March 2024)**

Added:

4. **COSMETICS (Women).** Cosmetics may be applied so that colors blend and enhance natural features. Exaggerated cosmetic styles are not authorized with the uniform and shall not be worn. Care should be taken to avoid an artificial appearance. Lipstick colors shall be conservative and present a complementary appearance. False eyelashes or eyelash extensions are authorized that project a natural appearance and are no longer than 14 millimeters in length as measured from the eyelid to the tip of the eyelash. False eyelash color will match the color of the natural eyelash. Eyelash extensions cannot hinder wear of protective eyewear.

7. Chapter 3, Article 3603.2, Undershirt, Cotton, Crewneck

Deleted:



 <p>Figure 3603.2-1 Undershirt (NWU Type III)</p>  <p>Figure 3603.2-2 Nursing Undershirt (NWU Type III)</p>	<p>a. <u>Description.</u></p> <p>(1) <u>Standard Shirt.</u> Coyote brown, plain without lettering or designs, made of 100% cotton, quarter-length sleeve, with an elliptical (crew-neck) collar (see Figure 3603.2-1).</p> <p>(2) <u>Command Logos/Navy Pride Shirts.</u> At the Commanding Officer's discretion, command logos are authorized on t-shirts for optional wear with all working/utility uniforms (NWU Type II/III, Navy coveralls, and flight suits). Command logos may be applied via heat transfer, silk screen or embroidery to one-hundred percent cotton t-shirts. Logos may be worn on the front and back of t-shirts that are conservative, enhance unit esprit de corps and reflect well upon the Navy and the unit they represent. Logo placement is as follows:</p> <p>(a) The front logo will be placed on the left side of the wearer above the breast and will be no larger than 3 inches in height and width.</p> <p>(b) The logo placed on the back of the t-shirt will be centered and may encompass the entire back.</p> <p>(c) Logo colors will be conservative, non-reflective and will not be visible when worn with the uniform shirt, coveralls or flight suit.</p> <p>b. <u>Correct Wear.</u> Wear right side out, front of shirt to front of body. When worn with uniform trousers, the t-shirt will remain tucked in. The coyote brown undershirt is worn with the NWU Type III and coveralls, Navy (Article 3501.18). Organizationally issued or personally purchased thermal underwear is authorized for wear underneath the undershirt and will not be visible when worn.</p> <p>c. <u>Nursing Undershirts.</u> Nursing undershirts are authorized as an optional uniform item for nursing Sailors. Nursing T-shirts may be long or short sleeve and must be coyote brown when worn with the NWU Types II and III (see Figure 3603.2-2). Long sleeve nursing T-shirts will be worn with fully extended long sleeve</p>
--	--

**U.S. Navy Uniform Regulations
Summary of Changes (27 March 2024)**

	<p>uniform shirt/blouses only (i.e. not with short sleeve uniforms/rolled up sleeves). Nursing T-shirt will be worn tucked-in unless worn with maternity uniforms. When worn with maternity uniforms, the T-shirt will not extend beyond nor be visible below the hem of the maternity top being worn. Removal of a uniform shirt/blouse when wearing a nursing T-shirt is authorized only in designated lactation rooms. Nursing T-shirts are not authorized in environments requiring safety or organizational clothing.</p> <p>d. <u>Ownership Markings</u>. Last name, first initial and middle initial on outside of the front, 1 inch from the bottom of the shirt and at right of the center.</p>
--	--

Added:

Chapter 3, Article 3603.2, Undershirt, Coyote Brown

 <p>Figure 3603.2-1 Undershirt (NWU Type III)</p> 	<p>a. <u>Description</u>.</p> <p>(1) <u>Standard Undershirt</u>. Plain without lettering or designs, made of 100% cotton, quarter-length sleeve, with an elliptical (crew-neck) collar (see Figure 3603.2-1).</p> <p>(2) <u>Female Undershirt</u>. Optional wear for female Sailors. Designed for female bodies (form fitting). Plain without lettering or designs, made of 100% cotton, quarter-length sleeve, with an elliptical (crew-neck) collar.</p> <p>(3) <u>Nursing Undershirts</u>. Nursing undershirts are authorized as an optional uniform item for nursing Sailors (figure 3603.2-2). Nursing T-shirts may be long or short sleeve. Long sleeve nursing T-shirts will be worn with fully extended long sleeve uniform shirts/blouses only (i.e. not with short sleeve uniforms/rolled up sleeves). Nursing T-shirt will be worn tucked-in unless worn with maternity uniforms. When worn with maternity uniforms, the T-shirt will not extend beyond nor be visible below the hem of the maternity top being worn. Removal of a uniform shirt/blouse when wearing a nursing T-shirt is authorized only in designated lactation rooms. Nursing T-shirts are not authorized in environments requiring safety or organizational clothing.</p> <p>(4) <u>Command Undershirts</u>. At the commanding officer's discretion, coyote brown undershirts are authorized to contain command logos. Command undershirts will be plain, made of 100% cotton, quarter-length sleeve, with an elliptical (crew-neck) collar. Logos may be applied to the front and or back of the undershirt via heat transfer, silk screen or embroidery. Logos will be conservative, enhance unit pride and reflect well upon the Navy. Logo placement is as follows:</p>
--	--



U.S. Navy Uniform Regulations
Summary of Changes (27 March 2024)

Figure 3603.2-2 Nursing Undershirt (NWU Type III)	<p>(a) The front logo will be placed on the left side of the wearer above the breast and will be no larger than 3 inches in height and width.</p> <p>(b) The logo placed on the back of the t-shirt will be centered and may encompass the entire back.</p> <p>(c) Logo colors will be conservative, non-reflective and will not be visible when worn with the uniform shirt, coveralls or flight suit.</p> <p>b. <u>Correct Wear.</u></p> <p>(1) Wear right side out, front of shirt to front of body. When worn with uniform trousers, the t-shirt will remain tucked in.</p> <p>(2) The coyote brown undershirt is worn with the NWU Type II/III, flight suits and organizational clothing issued by the command as applicable.</p> <p>(3) Thermal underwear is authorized for wear underneath the undershirt and will not be visible when worn.</p> <p>(4) Nursing undershirts will be worn tucked-in unless worn with maternity uniforms. When worn with maternity uniforms, the undershirt will not extend beyond nor be visible below the hem of the maternity top being worn. Long sleeve nursing undershirts will be worn with fully extended long sleeve uniform shirt/blouses only (i.e. not with short sleeve uniforms/rolled up sleeves). Removal of a uniform shirt/blouse when wearing a nursing undershirt is authorized only in designated lactation rooms.</p> <p>c. <u>Ownership Markings.</u> Last name, first initial and middle initial on outside of the front, 1 inch from the bottom of the shirt and at right of the center.</p>
--	--

**U.S. Navy Uniform Regulations
Summary of Changes (27 March 2024)**



8. Chapter 3, Article 3501.101, Undershirt, White

Deleted:

	<p>a. <u>Description</u>. Made of white cotton or poly/cotton. May be sleeveless, V-neck, or crew neck (figure 3501.101-1).</p>
<p>Figure 3501.101-1 White Undershirt</p>  <p>Figure 3501.101-2 White Nursing Undershirt</p>	<p>b. <u>Nursing Undershirts</u>. Nursing undershirts are authorized as an optional uniform item for nursing Sailors (figure 3501.101-2). Nursing T-shirts may be long or short sleeve. Long sleeve nursing T-shirts will be worn with fully extended long sleeve uniform shirts/blouses only (i.e. not with short sleeve uniforms/rolled up sleeves). Nursing T-shirt will be worn tucked-in unless worn with maternity uniforms. When worn with maternity uniforms, the T-shirt will not extend beyond nor be visible below the hem of the maternity top being worn. Removal of a uniform shirt/blouse when wearing a nursing T-shirt is authorized only in designated lactation rooms. Nursing T-shirts are not authorized in environments requiring safety or organizational clothing.</p> <p>c. <u>Correct Wear</u>. Wear right side out, front of shirt to front of body. Crew neck shirts must be worn with Jumper Style uniforms and with all uniforms aboard ship and in areas where an industrial fire hazard exists. Other than as required above, women may wear undershirts optionally at shore commands, except when wearing utility and jumper style uniforms, crew neck undershirts are required. For shipboard restrictions, refer to article 1101.5.</p> <p>d. <u>Ownership Markings (Optional for Officers/CPOs)</u>. Surname, first initial and middle initial (if applicable) on outside of the front, 1 inch from the bottom of the shirt and at right of the center.</p>

U.S. Navy Uniform Regulations
Summary of Changes (27 March 2024)

Added:

<div data-bbox="214 277 591 802"></div> <div data-bbox="263 819 542 882"><p>Figure 3501.101-1 White Undershirt</p></div> <div data-bbox="214 919 591 1369"></div> <div data-bbox="211 1379 597 1442"><p>Figure 3501.101-2 White Nursing Undershirt</p></div>	<p>a. <u>Description.</u></p> <p>(1) <u>Standard Undershirt.</u> Plain and made of 100% cotton or poly/cotton blend. May be short sleeve, sleeveless, V-neck, or crew neck collar design (figure 3501.101-1). Short sleeves shall be quarter-length.</p> <p>(2) <u>Female Undershirt.</u> Optional. Plain and made of 100% cotton or poly/cotton blend. Specifically designed for female bodies (form fitting). May be short sleeve, sleeveless, V-neck, or crew neck design. Sleeved undershirts shall be a quarter-length sleeve with an elliptical (crew-neck) collar.</p> <p>(3) <u>Nursing Undershirts.</u> Nursing undershirts are authorized as an optional uniform item for nursing Sailors (figure 3501.101-2). Nursing T-shirts may be long or short sleeve. Long sleeve nursing T-shirts will be worn with fully extended long sleeve uniform shirts/blouses only (i.e. not with short sleeve uniforms/rolled up sleeves). Nursing T-shirt will be worn tucked-in unless worn with maternity uniforms. When worn with maternity uniforms, the T-shirt will not extend beyond nor be visible below the hem of the maternity top being worn. Removal of a uniform shirt/blouse when wearing a nursing T-shirt is authorized only in designated lactation rooms. Nursing T-shirts are not authorized in environments requiring safety or organizational clothing.</p> <p>b. <u>Correct Wear.</u></p> <p>(1) Authorized for wear with Navy service, service dress and formal uniforms.</p> <p>(2) Wear right side out, front of shirt to front of body and tucked in to the slacks or skirt being worn.</p> <p>(3) Crew neck undershirts shall be worn with Jumper uniforms, and all uniforms when aboard ships, industrial environments and in areas where a fire hazards exists or as prescribed.</p> <p>(4) Female Sailors may wear undershirts optionally at shore commands, except when wearing utility and jumper style uniforms (crew neck undershirts are required). For shipboard restrictions, refer to article 1101.5.</p>
---	---

**U.S. Navy Uniform Regulations
Summary of Changes (27 March 2024)**

	<p>(5) Nursing T-shirts may be long or short sleeve. Long sleeve nursing T-shirts will be worn with fully extended long sleeve uniform shirts/blouses only (i.e. not with short sleeve uniforms/rolled up sleeves). Nursing T-shirt will be worn tucked-in unless worn with maternity uniforms. When worn with maternity uniforms, the T-shirt will not extend beyond nor be visible below the hem of the maternity top being worn.</p> <p>(6) Removal of a uniform shirt/blouse when wearing a nursing T-shirt is authorized only in designated lactation rooms.</p> <p>d. <u>Ownership Markings (Optional for Officers/CPOs).</u> Surname, first initial and middle initial (if applicable) on outside of the front, 1 inch from the bottom of the shirt and at right of the center.</p>
--	--

**U.S. Navy Uniform Regulations
Summary of Changes (27 March 2024)**

9. Chapter 1, Article 1101.3, Enforcement

Deleted:

3. ENFORCEMENT. These regulations define the composition of authorized uniforms. Navy uniforms are distinctive visual evidence of the authority and responsibility vested in their wearer by the United States. The prescribing authority determines when and where the uniforms in this manual are appropriate for wear. Uniforms and components shall be worn as described in these regulations. Navy personnel must present a proud and professional military appearance that will reflect positively on the individual, the Navy and the United States. While in uniform, it is inappropriate and detracts from a professional military appearance for personnel to have their hands in their pockets. Additionally, when walking from point to point while in uniform, it is inappropriate and detracts from a professional military appearance for personnel to be smoking or using tobacco products, or to be eating and/or drinking. All personnel shall comply with these regulations and be available to teach others the correct wear of Navy uniforms. Exemplary military appearance should be the norm for uniformed personnel. These regulations describe all authorized U.S. Navy uniforms and the proper manner for their wear.

Added:

3. ENFORCEMENT. These regulations define the composition of authorized uniforms. Navy uniforms are distinctive visual evidence of the authority and responsibility vested in their wearer by the United States. The prescribing authority determines when and where the uniforms in this manual are appropriate for wear. Uniforms and components shall be worn as described in these regulations. Navy personnel must present a proud and professional military appearance that will reflect positively on the individual, the Navy and the United States. Sailors are authorized to have hands in their pockets when doing so does not compromise safety nor prohibit the proper rendering of honors and courtesies. Additionally, when walking from point to point while in uniform, it is inappropriate and detracts from a professional military appearance for personnel to be smoking or using tobacco products, or to be eating and/or drinking. All personnel shall comply with these regulations and be available to teach others the correct wear of Navy uniforms. Exemplary military appearance should be the norm for uniformed personnel. These regulations describe all authorized U.S. Navy uniforms and the proper manner for their wear.

10. Chapter 2, Article 2101.3.c. (2) (a), Backpacks

Deleted:

c. (2) (a) Backpacks may be worn over either the left shoulder or both shoulders while wearing service and working uniforms. Authorized colors of backpacks when wearing service uniforms include black or navy blue. While wearing the NWU Type III, backpacks may be black or matching NWU Type III pattern only. No decorations shall be attached on or hung on the backpack.

**U.S. Navy Uniform Regulations
Summary of Changes (27 March 2024)**

Added:

c. (2) (a) Backpacks may be worn over either the left shoulder or both shoulders while wearing service and working uniforms. Authorized colors of backpacks when wearing service uniforms include black or navy blue. Authorized colors of backpacks worn with the NWU Type III include black, navy blue, coyote brown, or matching NWU Type III pattern only. No decorations shall be attached on or hung on the backpack.

11. Chapter 6, Section 8, Article 6802.4, Camouflage Uniforms (Navy Working Uniform (NWU) Type II), Components

Deleted:

4. COMPONENTS

a. Basic components include brown cotton undershirt, black boot socks, blousing straps, Navy certified desert tan or brown rough-side out/brushless boots, 1 3/4-inch wide coyote brown nylon riggers belts with subdued black finished buckle, eight-point utility cap, unisex blouse (shirt) and trousers, service and name tapes.

b. Prescribed components include matching pattern rain parka with slip on rank insignia; removable coyote brown fleece (100% polyester) liner with slip on rank insignia, and Navy blue wool knit watch cap.

c. Optional components include NWU Black Fleece Liner, black, desert tan or coyote brown rough-side out boots, 1 3/4 inch wide coyote brown one piece adjustable nylon webbing riggers belt with forged steel buckle or with D-ring and hook and loop Velcro fastener, 1 1/4 inch wide black cotton belt with silver clip and buckle for E1-E6 and 1 1/4 inch wide khaki cotton or nylon belt with gold clip and buckle for officers and chiefs, brown, green or black boot socks, earmuffs (with outer garments only) earrings (gold ball for female E-7 and above and silver ball for female E6 and below), black leather gloves, sun hat, thermal underwear, matching pattern rain trousers and Navy approved hard hats.

Added:

4. COMPONENTS

a. Basic components include brown cotton undershirt, black boot socks, blousing straps, Navy certified desert tan or brown rough-side out/brushless boots, 1 3/4-inch wide coyote brown nylon riggers belts with subdued black finished buckle, eight-point utility cap, unisex blouse (shirt) and trousers, service and name tapes.

b. Prescribed components include matching pattern rain parka with slip on rank insignia; removable coyote brown fleece (100% polyester) liner with slip on rank insignia, and Navy blue wool knit watch cap.

c. Optional components include NWU black fleece liner, black, desert tan or coyote brown rough-side out boots, 1 3/4 inch wide coyote brown one piece adjustable nylon webbing riggers belt with forged steel buckle or with D-ring and hook and loop Velcro fastener, 1 1/4 inch wide black cotton belt with silver clip and buckle for E1-E6 and 1 1/4 inch wide khaki

U.S. Navy Uniform Regulations
Summary of Changes (27 March 2024)

cotton or nylon belt with gold clip and buckle for officers and chiefs , brown, green or black boot socks, earmuffs (with outer garments only) earrings (gold ball for female E-7 and above and silver ball for female E6 and below), black leather gloves, sun hat, thermal underwear, matching pattern rain trousers, Navy approved hard hats and coyote brown backpack.

12. Chapter 5, Article 5101.1, Identification Badges

Deleted:

5101. IDENTIFICATION BADGES

1. PROVISIONS FOR WEAR. A maximum of two identification badges may be worn at a time (e.g. Joint Staff, OSD, etc.) on all Service, Service Dress, Full Dress and Dinner/Formal Dress uniforms. If qualified to wear more than one badge, wear the badge representing present (incumbent assignment), and most recent assignment authorized. Attach badges directly to the uniform. Do not hang them on the uniform by key chains or material backings, etc.

2. AUTHORIZED IDENTIFICATION BADGES

Presidential Service Badge
Vice Presidential Service Badge
Office of the Secretary of Defense
Joint Chiefs of Staff
Senior Enlisted Advisor, Chairman Joint Chief of Staff (SEAC), Navy
Fleet/Force/Command Senior Enlisted Leader
Recruiting Command
Career Counselor
Recruit Division Commander
Merchant Marine Service Emblem
MAA/Law Enforcement Badge
Joint/Unified Command Identification Badges

3. ELIGIBILITY AND DESCRIPTION OF AUTHORIZED IDENTIFICATION BADGES

a. Presidential Service Badge

(1) Eligibility. This badge is authorized to be worn by personnel detailed to duty in the White House who have been awarded a Presidential Service Certificate.

(2) Description. Consists of a replica of the coat of arms of the President of the United States in gold, encircled with 50 silver stars, on a blue enamel disk with the outer edge of gold rays radiating from the center, 1-

**U.S. Navy Uniform Regulations
Summary of Changes (27 March 2024)**

15/16 inches in diameter (figure 5101.3a-1).



Figure 5101.3a-1
Presidential Service Badge

(3) Correct Wear. The badge may be worn on all uniforms other than working uniforms. This badge may be worn during and after the period of detail.

(a) Men. Wear on the right side. On pockets with flaps, center the badge between the lower point of the flap and bottom of the pocket, midway between the sides. On uniforms without a right breast pocket, center the identification badge on the right side in a position corresponding to other badges worn on the left of the uniform (article 5101.3c(3)). On full dress uniforms, center the identification badge on the right side in a position corresponding to other badges worn on the left of full dress uniforms (article 5101.3c(3)). When wearing dual ID badges, refer to Article 5101.4.

(b) Women. Wear centered 1/4 inch above the left coat/jumper/shirt pocket or 1/4 inch above authorized ribbons/large medals/breast insignia (figure 5-1-1). Identification badges may optionally be worn on the corresponding right side of the coat, jumper or shirt centered 1/4 inch above the nametag. When wearing dual ID badges, refer to Article 5101.4.

(c) Formal and Dinner Dress Uniforms. Men and women center badge on the right lapel, so the top of the badge is aligned with the top of the upper row of miniature medals.

b. Vice Presidential Service Badge

(1) Eligibility. This badge is authorized to be worn by personnel detailed to duty in the Office of the Vice President and who have been awarded a Vice Presidential Service Certificate.

(2) Description. Consists of a white enameled disc surrounded by 27 gold rays radiating from the center, 1-15/16 inches in diameter. A gold device taken from

U.S. Navy Uniform Regulations
Summary of Changes (27 March 2024)

the seal of the Vice President of the United States is in the center of the white disc (figure 5101.3b-1).



Figure 5101.3b-1
Vice Presidential Service Badge

(3) Correct Wear. The badge may be worn on all uniforms other than working uniforms. The badge may be worn during and after the period of detail.

(a) Men. Wear on the right side. On pockets with flaps, center the badge between the lower point of the flap and bottom of the pocket, midway between the sides. On uniforms without a right breast pocket, center the identification badge on the right side in a position corresponding to other badges worn on the left of the uniform (article 5101.3c(3)). On full dress uniforms, center the identification badge on the right in a position corresponding to badges worn on the left for full dress (article 5101.3.c (3)). When wearing dual ID badges, refer to Article 5101.4.

(b) Women. Wear centered 1/4 inch above the left coat/jumper/shirt pocket or 1/4 inch above authorized ribbons/large medals/breast insignia (figure 5-1-1). Identification badges may optionally be worn on the corresponding right side of the coat, jumper or shirt centered 1/4 inch above the nametag. When wearing dual ID badges, refer to Article 5101.4.

(c) Formal and Dinner Dress Uniforms. Men and women center badge on the right lapel, so the top of the badge is aligned with the top of the upper row of miniature medals.

c. Office of the Secretary of Defense

(1) Eligibility. This badge is authorized to be worn by personnel who have received a certificate of eligibility from the Office of the Secretary of Defense authorizing them to wear the insignia.

(2) Description. Consists of a gold spread eagle grasping three gold crossed arrows, and an enamel shield with 13 red and white stripes and a blue chief, surcharged on its breast; passing behind the wing tips is a gold amulet bearing 13 gold stars above the eagle; a wreath of laurel and a green enamel olive is below the eagle, the

**U.S. Navy Uniform Regulations
Summary of Changes (27 March 2024)**

whole is superimposed on a silver sunburst of 33 rays, approximately 2 inches in diameter. Miniature badges are approximately 1-1/2 inches in diameter (figure 5101.3c-1).



Figure 5101.3c-1
Office of the Secretary of Defense Badge

(3) Correct Wear. Wear the designated size badge per paragraph (d) in this section. The badge may be worn on all uniforms other than working uniforms. This badge may be worn during and after the period of detail.

(a) Men. Wear on the left side. On uniform with pockets flaps, center the badge between the lower point of the flap and bottom of the left pocket, midway between the sides (figure 5-1-1). On pockets without flaps, center the badge on the pocket. On full dress uniforms, center the identification badge on the left pocket 1/4 inch below the lowest row of medals or below the second breast insignia, if authorized. If breast insignia, medals and identification badge combined cause the identification badge to be positioned on or below the lower seam of the pocket, incumbents do not wear the secondary breast insignia. Post-tour personnel may wear either the identification badge or secondary breast insignia. When wearing dual ID badges, refer to Article 5101.4.

(b) Women. Wear centered 1/4 inch above the left coat/jumper/shirt pocket or 1/4 inch above authorized ribbons/large medals/breast insignia (figure 5-1-1). Identification badges may optionally be worn on the corresponding right side of the coat, jumper or shirt centered 1/4 inch above the name tag. When wearing dual ID badges, refer to Article 5101.4.

(c) Formal and Dinner Dress Uniforms. Men and women center badge 1/4 inch below the lowest row of miniature medals or secondary breast insignia.

(d) Correct Size Badge

(Incumbent and post-tour personnel)

<u>Miniature</u>	<u>Regular</u>
Formal Dress	Full Dress
Dinner Dress	Service Dress
Service Khaki	

**U.S. Navy Uniform Regulations
Summary of Changes (27 March 2024)**

Summer White
E1-E6 Service Uniform

d. Joint Chiefs of Staff

(1) Eligibility. This badge is authorized for personnel designated in CJCSI 1100.01 (series).

(2) Description. Regular badge, approximately 2-1/4 inches by 2 inches, consists of an oval silver metal wreath of laurel with the United States shield, (the Chief in blue enamel and the 13 stripes alternating white and red enamel) on four gold metal unsheathed swords. Two swords are in pale and two are in saltire with points to Chief, the points and pommels resting on the wreath, the blades and grips entwined with a gold metal continuous scroll surrounding the shield with the word JOINT at the top and the words CHIEFS OF STAFF at the bottom, all tin blue enamel letters figure 5101.3d-1). Miniature badges are approximately 1-1/2 inches in diameter.



Figure 5101.3d-1
Joint Chiefs of Staff Badge

(3) Correct Wear. Wear the designated size badge per paragraph (d) in this section. The badge may be worn on all uniforms other than working uniforms. This badge may be worn during and after the period of detail.

(a) Men. Wear on the left side. On uniforms with pocket flaps, center the badge between the lower point of the flap and bottom of the left pocket, midway between the sides (figure 5-1-1). On pockets without flaps, center the badge on the pocket. On full dress uniforms, center the identification badge on the left pocket 1/4 inch below the lowest row of medals or below the second breast insignia, if authorized. If breast insignia, medals and identification badge combined cause the identification badge to be positioned on or below the lower seam of the pocket, incumbents do not wear the secondary breast insignia. Post-tour personnel may wear either the identification badge or secondary breast insignia. When wearing dual ID badges, refer to Article 5101.4.

**U.S. Navy Uniform Regulations
Summary of Changes (27 March 2024)**

(b) Women. Wear centered 1/4 inch above the left coat/jumper/shirt pocket or 1/4 inch above authorized ribbons/large medals/breast insignia (figure 5-1-1). Identification badges may optionally be worn on the corresponding right side of the coat, jumper or shirt centered 1/4 inch above the nametag. When wearing dual ID badges, refer to Article 5101.4.

(c) Formal and Dinner Dress Uniforms. Men and women center badge 1/4 inch below the lowest row of miniature medals or secondary breast insignia.

(d) Correct Size Badge

(Incumbent and post-tour personnel)

<u>Miniature</u>	<u>Regular</u>
Formal Dress	Full Dress
Dinner Dress	Service Dress
Service Khaki	
Summer White	
E1-E6 Service Uniform	

e. Senior Enlisted Advisor, Chairman Joint Chief of Staff (SEAC), Navy, Fleet, Force, and Command Senior Enlisted Leader (CSEL), Identification Badge

(1) Eligibility. This badge is worn by all military personnel assigned to and performing the duties of Senior Enlisted Advisor, Chairman Joint Chief of Staff (SEAC), Master Chief Petty Officer of the Navy (MCPON), Fleet Master Chief (FLTCM), Force Master Chief (FORCM), Command Master Chief (CMC) (NEC 8CMC), Chief of the Boat (COB) (NEC 8COB), Command Senior Chief (CSC) (NEC 8CSC), and collateral duty Command Master Chief, Command Senior Chief and Command Chief. Per OPNAVINST 1306.2 (series), commands with designated collateral duty Command Senior Enlisted Leaders (CSELs) will wear the appropriate Command Master, Senior, or Chief badge while functioning in that capacity only. Post-tour wear is not authorized for collateral duty CSELs.

(2) Description. Regular size badges are approximately 1-3/4 inches by 1-3/8 inches. Miniature size badges are approximately 3/4 inches by 7/8 inches. Badges are oval and bordered with a gold chain. The appropriate rate device and identifying silver plate, with applicable raised silver lettering ("Defense", "Navy", "Fleet", "Force", or "Command"), are centered on a brushed gold background (figure 5101.3e-1). Miniature badges are approximately one-half the size of the regular badge (figure 5101.3e-2). NWU Type III embroidered badges are green with black stitching (figure 5101.3e-3).

**U.S. Navy Uniform Regulations
Summary of Changes (27 March 2024)**



Figure 5101.3e-1
Regular Size CSEL Identification Badges



Figure 5101.3e-2
Miniature Size CSEL Identification Badges



**U.S. Navy Uniform Regulations
Summary of Changes (27 March 2024)**



Figure 5101.3e-3
NWU Type III CSEL Identification Badges

(3) Correct Wear. Only one Command Senior Enlisted Leader Identification Badge may be worn at any one time. The badge may be worn during and after the period of detail, except for collateral duty CSELs (who may wear the badge only while designated as CSEL). Wear embroidered badges on the Navy Working Uniform and wear metal badges on all other uniforms as authorized.

(a) Incumbents

1. Men. Wear on the wearer's left pocket. On pockets with flaps (except NWU), center the badge between the lower point of the flap and bottom of the pocket, midway between the pocket edges. On pockets without flaps, center the badge on the pocket. On the full dress uniforms, center the badge on the left pocket 1/4 inch below the lowest row of medals or below the second breast insignia, if authorized. If breast insignia, medals and identification badge combined cause the identification badge to be positioned on or below the lower seam of the pocket, do not wear the secondary breast insignia. On the NWU, wear the badge centered on the wearer's left shirt pocket flap, and no other device is authorized for wear on the pocket flap (figure 5-1-2). When wearing dual ID badges, refer to Article 5101.4.

2. Women. Wear centered 1/4 inch above the wearer's right breast pocket. On uniforms without breast pockets, place the badge in the same relative position as ribbons/medals. When wearing a nametag, center the device 1/4 inch above nametag. As an option, the CSEL identification badge may be worn centered on the wearer's left breast pocket. On pockets with flaps (except NWU), center the badge between the lower point of the flap and bottom of the pocket, midway between the sides. On pockets without flaps, center the badge on the pocket. On full dress uniforms, center the badge on the left pocket 1/4 inch below the lowest row of medals or below the secondary breast insignia, if authorized. The badge will be worn in such manner to preserve the dignity and appearance of the Navy uniform. On the NWU, wear the badge centered on the wearer's left shirt pocket flap, and no other device is authorized for wear on the pocket flap (figure 5-1-2). When wearing dual ID badges, refer to Article 5101.4.

3. Dinner Dress Uniforms. Men and women wear the

U.S. Navy Uniform Regulations
Summary of Changes (27 March 2024)

miniature size badge 1/4 inch below the lowest row of miniature medals or secondary breast insignia.

(b) Post-tour. Command Senior Enlisted Leaders holding a valid 8CMC/8COB/8CSC NEC who are not assigned to an 8CMC/8COB/8CSC billet may wear the miniature command senior enlisted leader identification badge as follows:

1. Men and women wear post tour CSEL badge in the same position as incumbent CSEL badge is worn.
2. When wearing full dress uniforms, men center the badge 1/4 inch below the lower of either the medals or secondary breast insignia. Women, center the badge 1/4 inch above the left pocket, medals or primary breast insignia.
3. Post-tour wear on dinner dress and working uniforms is not authorized.

(c) When wearing full dress white, the combination of breast insignia, medals, and identification badge will not extend below the lower seam of the pocket for males. For females, they will not extend lower than the fourth button on the Service Dress White Coat.

f. Recruiting Command

(1) Eligibility. This badge is worn by all military personnel while assigned to duty with the Navy Recruiting Command. In addition, COMNAVCRUITCOM and COMNAVRESFOR recruiting personnel and PCN-1 (Recruit Procurement) instructors may be authorized by their respective commands to wear the Recruiting Command Identification Badge during recruiting duty or recruiter instructor duty.

(2) Description. Embossed around the outside of the badge are "United States Navy," "Recruiting Command" and two stars. The center contains an eagle design, similar to the Bureau of Naval Personnel seal (figure 5101.3f-1). Excellent performance meeting criteria set by COMNAVCRUITCOM is acknowledged with the addition of a gold metallic wreath and gold or silver stars (figure 5101.3f-2). All recruiters, officer and enlisted, serving in assigned recruiting billets in the direct recruiting production chain are eligible for the gold wreath award. Subsequent awards are signified by silver stars added to the wreath and a gold star is issued in lieu of three silver stars. Wear the wreath only while assigned to recruiting billets designated by COMNAVCRUITCOM.

**U.S. Navy Uniform Regulations
Summary of Changes (27 March 2024)**



Figure 5101.3f-1
Recruiting Command Badge



Figure 5101.3f-2
Recruiting Command Badge (with Gold Wreath)

(3) Correct Wear. The badge may be worn only on uniforms requiring large medals or ribbons. This badge may be worn only during the period of detail.

(a) Men. Wear on the wearer's left pocket. On pockets with flaps, center the badge between the lower point of the flap and bottom of the pocket, midway between the pocket edges (figure 5-1-1). On pockets without flaps, center the badge on the pocket. On full dress uniforms, center the badge on the left pocket 1/4 inch below the lowest row of medals or below the second breast insignia, if authorized. If breast insignia, medals and identification badge combined cause the identification badge to be positioned on or below the lower seam of the pocket, do not wear the secondary breast insignia. When wearing dual ID badges, refer to Article 5101.4.

(b) Women. Wear centered 1/4 inch above the left coat/jumper/shirt pocket or 1/4 inch above authorized ribbons/large medals/breast insignia (figure 5-1-1). Identification badges may optionally be worn on the corresponding right side of the coat, jumper or shirt centered 1/4 inch above the nametag. When wearing dual ID badges, refer to Article 5101.4.

g. Career Counselor

(1) Eligibility.

(a) This badge may be worn by all personnel in the Navy Counselor (NC) rating assigned as Command Career Counselor, all personnel possessing NEC 806R (Career Information Program Advisor) designated in writing as the Command

**U.S. Navy Uniform Regulations
Summary of Changes (27 March 2024)**

Career Counselor, and Instructors of Command Career Counselor Course (CIN): (A-501-0011) and (R-501-0005).

(b) Additionally, Active and Reserve Component personnel possessing NEC 807R (Reserve Career Information Program Advisor) and designated in writing as Command or Unit Career Counselor at a Naval Reserve Activity who have successfully completed the Career Information Course (CIN: R-501-0005) are authorized to wear the badge.

(c) The badge may also be worn by commanding officers, executive officers, and officers designated full-time retention officers on the staffs of the Chief of Naval Operations, fleet commanders-in-chief, and type commanders. Those eligible to wear both Career Counselor and Navy Fleet/Force/Command Master Chief badges may only wear the latter unless specific permission to wear both has been granted by the Chief of Naval Operations.

(2) Description. The words are embossed around the outside of the badge in gold lettering set in a blue background ("United States Navy," "Career Counselor," and two stars). The center contains an eagle design, similar to the Bureau of Naval Personnel seal (figure 5101.3g-1). NWU Type III badges are embroidered in black stitching on fabric matching the NWU uniform, with the exception that the pattern will not contain black pixels (figure 5101.3g-2). The shape and size of the fabric on which the badge is embroidered will be square and the approximate size of the breast insignia with no more than 1/4 inch of fabric on either side of the embroidery.



Figure 5101.3g-1
Career Counselor Badge



Figure 5101.3g-2
Career Counselor Badge (NWU Type III)

(3) Correct Wear. The badge may be worn on all uniforms except formal and dinner dress. This badge may be worn only during the period of

U.S. Navy Uniform Regulations
Summary of Changes (27 March 2024)

detail. Wear embroidered badges on the Navy Working Uniform, and wear metal badges on all other uniforms as authorized.

(a) Men. Wear on the wearer's left pocket. On pockets with flaps (except NWU), center the badge between the lower point of the flap and bottom of the left pocket, midway between the sides (figure 5-1-1). On pockets without flaps, center the badge on the pocket. On full dress uniforms, center the identification badge on the left pocket 1/4 inch below the lowest row of medals or below the second breast insignia, if authorized. If breast insignia, medals and identification badge combined cause the identification badge to be positioned on or below the lower seam of the pocket, do not wear the secondary breast insignia. On the NWU, wear the badge centered on the wearer's left shirt pocket flap, and no other device is authorized for wear on the pocket flap (figure 5-1-2). When wearing dual ID badges, refer to Article 5101.4.

(b) Women. Wear centered 1/4 inch above the left coat/jumper/shirt pocket or 1/4 inch above authorized ribbons/large medals/breast insignia (except NWU) (figure 5-1-1). Identification badges may optionally be worn on the corresponding right side of the coat, jumper or shirt centered 1/4 inch above the nametag. On the NWU, wear the badge centered on the wearer's left shirt pocket flap, and no other device is authorized for wear on the pocket flap (figure 5-1-2). When wearing dual ID badges, refer to Article 5101.4.

h. Recruit Division Commander Badge and Gold Wreath Award

(1) Eligibility. The Recruit Division Commander (RDC) badge is worn by all personnel possessing NEC 8RDC and assigned to duty as a Recruit Division Commander at a Recruit Training Command. The Gold Wreath of Excellence is worn by RDCs (NEC 8RDC) who demonstrate sustained performance of excellence that meets criteria set by the Commanding Officer, Recruit Training Command.

(2) Description. A gold rope borders the RDC badge, and a black band inside the gold rope is embossed in gold lettering with the words "Division Commander". The center contains an eagle design, similar to the Bureau of Naval Personnel Seal, on a white background encircled by gold link (figure 5101.3h-1). On the Gold Wreath Award, a gold wreath borders the badge. A white scroll with the word "Excellence" in gold inside the gold wreath is embossed in gold lettering with the words "Division Commander". The center contains an eagle design, similar to the Bureau of Naval Personnel Seal, on a white background encircled by gold link (figure 5101.3h-2).

**U.S. Navy Uniform Regulations
Summary of Changes (27 March 2024)**



Figure 5101.3h-1
Recruit Division Commander Badge



Figure 5101.3h-2
Gold Wreath of Excellence

(3) Correct Wear. The badge may be worn on all uniforms except formal or dinner dress. This badge may be worn only during the period of detail.

(a) Men. Wear on the wearer's left pocket. On pockets with flaps (except NWU), center the badge between the lower point of the flap and bottom of the left pocket, midway between the sides ([figure 5-1-1](#)). On pockets without flaps, center the badge on the pocket. On full dress uniforms, center the identification badge on the left pocket 1/4 inch below the lowest row of medals or below the second breast insignia, if authorized. If breast insignia, medals and identification badge combined cause the identification badge to be positioned on or below the lower seam of the pocket, do not wear the identification badge. On the NWU, center the metal identification badge on the wearer's left pocket flap (Figure 5-1-2). Only one device can be worn on the pocket flap. When wearing dual ID badges, refer to Article 5101.4.

(b) Women. Wear centered 1/4 inch above the left coat/jumper/shirt pocket or 1/4 inch above authorized ribbons/large medals/breast insignia (except NWU) ([figure 5-1-1](#)). Identification badges may optionally be worn on the corresponding right side of the coat, jumper or shirt centered 1/4 inch above the nametag (except NWU). On the NWU, center the metal identification badge on the wearer's left pocket flap (Figure 5-1-2). Only one device can be worn on the pocket flap. When wearing dual ID badges, refer to Article 5101.4.

i. Merchant Marine Service Emblem

(1) Eligibility. Issued to active merchant seamen for service from December 7, 1941 to July 25, 1947.

(2) Description. A circular, gold metal emblem, 1 inch in diameter, with a gold anchor superimposed in the center of a silver federal shield. UNITED STATES MERCHANT MARINE is inscribed around the device (figure 5101.3i-1).

**U.S. Navy Uniform Regulations
Summary of Changes (27 March 2024)**



Figure 5101.3i-1
Merchant Marine Service Emblem

(3) Correct Wear. Wear the designated size badge per paragraph (d) in this section. The badge may be worn on all uniforms other than working uniforms. Post-tour wear is authorized.

(a) Men. Wear on the wearer's left pocket. On pockets with flaps, center the badge between the lower point of the flap and bottom of the left pocket, midway between the sides (figure 5-1-1). On pockets without flaps, center the badge on the pocket. On full dress uniforms, center the identification badge on the left pocket 1/4 inch below the lowest row of medals or below the second breast insignia, if authorized. If breast insignia, medals and identification badge combined cause the identification badge to be positioned on or below the lower seam of the pocket, do not wear the identification badge. When wearing dual ID badges, refer to Article 5101.4.

(b) Women. Wear centered 1/4 inch above the left coat/jumper/shirt pocket or 1/4 inch above authorized ribbons/large medals/breast insignia (figure 5-1-1). Identification badges may optionally be worn on the corresponding right side of the coat, jumper or shirt centered 1/4 inch above the nametag. When wearing dual ID badges refer to Article 5101.4.

(c) Formal and Dinner Dress Uniforms. Center the badge 1/4 inch below the lowest row of miniature medals.

(d) Correct Size Badge

(Incumbent and post-tour personnel)

<u>Miniature</u>	<u>Regular</u>
Formal Dress	Full Dress
Dinner Dress	Service Dress
Service Khaki	
Summer White	
E1-E6 Service Uniform	

j. Navy Security Force Identification Badges

**U.S. Navy Uniform Regulations
Summary of Changes (27 March 2024)**

(1) Description. U.S. Navy Security Force Identification badge/patch will be standardized in design and color reflecting three categories of security duties: U.S. Navy Security Forces, U.S. Navy Corrections Specialist and U.S. Navy Chief Master-At-Arms. Security Badges will be metal (figure 5101.3j-1) or embroidered patches (figure 5101.3j-2), gold in color, black lettering and approximately 2 1/2 inch in height by 1 3/4 inch in width. Metal badges will be stamped with raised insignia. The face of the badge/patch will have a right facing eagle perched atop a wreathed shield.

(a) Navy Security Forces (NSF): The top scroll (line 1) will be stamped U.S. Navy; The second scroll (line 2) will be stamped security; The third scroll (line 3) will be stamped forces; and the fourth scroll (line 4) will be engraved with a four digit number by Defense Logistics Agency Support (DLA-TS). The centerpiece will be the master-at-arms (MA) rating insignia. The fourth scroll of the embroidered patch will have a black embossed star vice a four-digit number.

(b) Corrections Specialist: The top scroll (line 1) will be stamped U.S. Navy; the second scroll (line 2) will be stamped corrections; the third scroll (line 3) will be stamped specialist; and fourth scroll (line 4) will have black embossed star. The centerpiece will be a fouled anchor.

(c) Chief Master-At-Arms (CMAA): The top scroll (line 1) will be stamped U.S. Navy; the second scroll (line 2) will be stamped CMAA, the third scroll (line 3) will be blank; and fourth scroll (line 4) will have a black embossed star. The centerpiece will be a fouled anchor.



Figure 5101.3j-1
Metal Navy Security Force Badges

**U.S. Navy Uniform Regulations
Summary of Changes (27 March 2024)**




Figure 5101.3j-2
Embroidered Navy Security Force Badges

(2) Occasion for wear. The U.S. Navy identification badge/patch will be standardized as follows:

(a) Navy Security Forces (NSF) badge/patch. All security LDO/CWO (649X/749X) and rated Master-At-Arms will wear the NSF badge/patch for the duration of their duty within the security career path. Personnel who change designators or rating out of the NSF career field will no longer be authorized to wear the NSF badge/patch.

(b) Correction Specialist badge/patch. All personnel assigned NECs P08A, 826A, or 810A are authorized to wear the Corrections Specialist badge/patch for the duration of their assignment.

(c) Chief Master-At-Arms (CMAA) badge/patch. Personnel assigned Permanent Change of Station (PCS) to CMAA duties will be authorized to wear the CMAA badge/patch for the duration of their assignment.

(3) Correct wear. Metal badges will be worn on all uniforms (see Navy Working Uniform wear below), centered one quarter of an inch above the right breast pocket or nametag, as applicable (figure 5101.3j-3). On uniforms without a right breast pocket, place it in the same relative position as the ribbons/medals (figures 5101.3j-4 and 5101.3j-5). When wearing a nametag, center the badge one quarter of an inch above the nametag. On the NWU Type III, metal badges are worn centered above the wearer's right breast pocket, 1/4 inch above the nametape and embroidered patches are centered above and flush with the wearer's nametape.

Added: Chapter 5, Article 5101.1, Identification Badges

5101. IDENTIFICATION BADGES

**U.S. Navy Uniform Regulations
Summary of Changes (27 March 2024)**

1. Provisions for Wear. A maximum of two identification badges may be worn at a time (e.g. Joint Staff, OSD, etc.) on all Service, Service Dress, Full Dress and Dinner/Formal Dress uniforms. If qualified to wear more than one badge, wear the badge representing present (incumbent assignment), and most recent assignment authorized. Attach badges directly to the uniform. Do not hang them on the uniform by key chains or material backings, etc.

2. Authorized Identification Badges

Presidential Service Badge
Vice Presidential Service Badge
Office of the Secretary of Defense
Joint Chiefs of Staff
Navy, Fleet/Force/Command Senior Enlisted Leader
Recruiting Command
Career Counselor
Recruit Division Commander
Merchant Marine Service Emblem
MAA/Law Enforcement Badge

Joint/Unified Command Identification Badges

3. Eligibility and Description of Authorized Identification Badges

a. Presidential Service Badge

(1) Eligibility. This badge is authorized to be worn by personnel detailed to duty in the White House who have been awarded a Presidential Service Certificate.

(2) Description. Consists of a replica of the coat of arms of the President of the United States in gold, encircled with 50 silver stars, on a blue enamel disk with the outer edge of gold rays radiating from the center, 1-3/4 inches in diameter (figure 5101.3a-1).



**U.S. Navy Uniform Regulations
Summary of Changes (27 March 2024)**

Figure 5101.3a-1

Presidential Service Badge

(3) Correct Wear. The badge may be worn on all uniforms other than working uniforms. This badge may be worn during and after the period of detail.

(a) Men. Wear on the right side. On pockets with flaps, center the badge between the lower point of the flap and bottom of the pocket, midway between the sides. On uniforms without a right breast pocket, center the identification badge on the right side in a position corresponding to other badges worn on the left of the uniform (article 5101.3c(3)). On full dress uniforms, center the identification badge on the right side in a position corresponding to other badges worn on the left of full dress uniforms (article 5101.3c(3)). When wearing dual ID badges, refer to Article 5101.4.

(b) Women. Wear centered 1/4 inch above the left coat/jumper/shirt pocket or 1/4 inch above authorized ribbons/large medals/breast insignia (figure 5-1-1). Identification badges may optionally be worn on the corresponding right side of the coat, jumper or shirt centered 1/4 inch above the name tag or 1/4 inch above the pocket without the name tag. When wearing dual ID badges, refer to Article 5101.4.

(c) Formal and Dinner Dress Uniforms. Men and women center badge on the right lapel, so the top of the badge is aligned with the top of the upper row of miniature medals.

b. Vice Presidential Service Badge

(1) Eligibility. This badge is authorized to be worn by personnel detailed to duty in the Office of the Vice President and who have been awarded a Vice Presidential Service Certificate.

(2) Description. Consists of a white enameled disc surrounded by 27 gold rays radiating from the center, 1-15/16 inches in diameter. A gold device taken from the seal of the Vice President of the United States is in the center of the white disc (figure 5101.3b-1).

**U.S. Navy Uniform Regulations
Summary of Changes (27 March 2024)**



**Figure 5101.3b-1
Vice Presidential Service Badge**

(3) Correct Wear. Wear the designated size badge per paragraph (d) in this section. The badge may be worn on all uniforms other than working uniforms. The badge may be worn during and after the period of detail.

(a) Men. Wear on the right side. On pockets with flaps, center the badge between the lower point of the flap and bottom of the pocket, midway between the sides. On uniforms without a right breast pocket, center the identification badge on the right side in a position corresponding to other badges worn on the left of the uniform (article 5101.3c(3)). On full dress uniforms, center the identification badge on the right in a position corresponding to badges worn on the left for full dress (article 5101.3.c (3)). When wearing dual ID badges, refer to Article 5101.4.

(b) Women. Wear centered 1/4 inch above the left coat/jumper/shirt pocket or 1/4 inch above authorized ribbons/large medals/breast insignia (figure 5-1-1). Identification badges may optionally be worn on the corresponding right side of the coat, jumper or shirt centered 1/4 inch above the name tag or 1/4 inch above the pocket without the name tag. When wearing dual ID badges, refer to Article 5101.4.

(c) Formal and Dinner Dress Uniforms. Men and women center badge on the right lapel, so the top of the badge is aligned with the top of the upper row of miniature medals.

c. Office of the Secretary of Defense

(1) Eligibility. This badge is authorized to be worn by personnel who have received a certificate of eligibility from the Office of the Secretary of Defense authorizing them to wear the insignia.

(2) Description. Consists of a gold spread eagle grasping three gold crossed arrows, and an enamel shield with 13 red and white stripes and a blue chief, surcharged on its breast; passing behind the wing tips is a gold amulet bearing 13 gold

**U.S. Navy Uniform Regulations
Summary of Changes (27 March 2024)**

stars above the eagle; a wreath of laurel and a green enamel olive is below the eagle, the whole is superimposed on a silver sunburst of 33 rays, approximately 2 inches in diameter. Miniature badges are approximately 1-1/2 inches in diameter (figure 5101.3c-1).



Figure 5101.3c-1

Office of the Secretary of Defense Badge

(3) Correct Wear. Wear the designated size badge per paragraph (d) in this section. The badge may be worn on all uniforms other than working uniforms. This badge may be worn during and after the period of detail.

(a) Men. Wear on the left side. On uniform with pockets flaps, center the badge between the lower point of the flap and bottom of the left pocket, midway between the sides (figure 5-1-1). On pockets without flaps, center the badge on the pocket. On full dress uniforms, center the identification badge on the left pocket 1/4 inch below the lowest row of medals or below the second breast insignia, if authorized. If breast insignia, medals and identification badge combined cause the identification badge to be positioned on or below the lower seam of the pocket, incumbents do not wear the secondary breast insignia. Post-tour personnel may wear either the identification badge or secondary breast insignia. When wearing dual ID badges, refer to Article 5101.4.

(b) Women. Wear centered 1/4 inch above the left coat/jumper/shirt pocket or 1/4 inch above authorized ribbons/large medals/breast insignia (figure 5-1-1). Identification badges may optionally be worn on the corresponding right side of the coat, jumper or shirt centered 1/4 inch above the name tag or 1/4 inch above the pocket without the name tag. When wearing dual ID badges, refer to Article 5101.4.

(c) Formal and Dinner Dress Uniforms. Men and women center badge 1/4 inch below the lowest row of miniature medals or secondary breast insignia.

(d) Correct Size Badge

(Incumbent and Post-Tour Personnel)

Miniature

Large

**U.S. Navy Uniform Regulations
Summary of Changes (27 March 2024)**

Formal Dress	Full Dress
Dinner Dress	Service Dress
Service Khaki	
Summer White	
E1-E6 Service Uniform	

d. Joint Chiefs of Staff

(1) Eligibility. This badge is authorized for personnel designated in CJCSI 1100.01 (series).

(2) Description. Regular badge, approximately 2-1/4 inches by 2 inches, consists of an oval silver metal wreath of laurel with the United States shield, (the Chief in blue enamel and the 13 stripes alternating white and red enamel) on four gold metal unsheathed swords. Two swords are in pale and two are in saltire with points to Chief, the points and pommels resting on the wreath, the blades and grips entwined with a gold metal continuous scroll surrounding the shield with the word JOINT at the top and the words CHIEFS OF STAFF at the bottom, all tin blue enamel letters (figure 5101.3d-1). Miniature badges are approximately 1-1/2 inches in diameter.



**Figure 5101.3d-1
Joint Chiefs of Staff Badge**

(3) Correct Wear. Wear the designated size badge per paragraph (d) in this section. The badge may be worn on all uniforms other than working uniforms. This badge may be worn during and after the period of detail.

(a) Men. Wear on the left side. On uniforms with pocket flaps, center the badge between the lower point of the flap and bottom of the left pocket, midway between the sides (figure 5-1-1). On pockets without flaps, center the badge on the pocket. On full dress uniforms, center the identification badge on the left pocket 1/4 inch below the lowest row of medals or below the second breast insignia, if authorized. If breast insignia, medals and identification badge combined cause the identification badge to be positioned on or below the lower seam of the pocket, incumbents do not wear the secondary

**U.S. Navy Uniform Regulations
Summary of Changes (27 March 2024)**

breast insignia. Post-tour personnel may wear either the identification badge or secondary breast insignia. When wearing dual ID badges, refer to Article 5101.4.

(b) Women. Wear centered 1/4 inch above the left coat/jumper/shirt pocket or 1/4 inch above authorized ribbons/large medals/breast insignia (figure 5-1-1). Identification badges may optionally be worn on the corresponding right side of the coat, jumper or shirt centered 1/4 inch above the nametag or 1/4 inch above the pocket without the name tag. When wearing dual ID badges, refer to Article 5101.4.

(c) Formal and Dinner Dress Uniforms. Men and women center badge 1/4 inch below the lowest row of miniature medals or secondary breast insignia.

(d) Correct Size Badge

(Incumbent and Post-Tour Personnel)

Miniature

Formal Dress
Dinner Dress
Service Khaki
Summer White
E1-E6 Service Uniform

Large

Full Dress
Service Dress

e. Navy, Fleet, Force and Command Senior Enlisted Leader (CSEL)
Identification Badges

(1) Eligibility. This badge is worn by all military personnel assigned to and performing the duties of Master Chief Petty Officer of the Navy (MCPON), Fleet Master Chief (FLTCM), Force Master Chief (FORCM), Command Master Chief (CMC) (NEC 8CMC), Chief of the Boat (COB) (NEC 8COB), Command Senior Chief (CSC) (NEC 8CSC), and collateral duty Command Master Chief, Command Senior Chief and Command Chief. Per OPNAVINST 1306.2 (series), commands with designated collateral duty Command Senior Enlisted Leaders (CSELs) will wear the appropriate Command Master, Senior, or Chief badge while functioning in that capacity only. Post-tour wear is not authorized for collateral duty CSELs.

(2) Description. Regular size badges are approximately 1-3/4 inches by 1-3/8 inches. Miniature size badges are approximately 3/4 inches by 7/8 inches. Badges are oval and bordered with a gold chain. The appropriate rate device and identifying silver plate, with applicable raised silver lettering ("Navy", "Fleet", "Force", or "Command"), are centered on a brushed gold background (figure 5101.3e-1). Miniature badges are approximately one-half the size of the regular badge (figure 5101.3e-2). NWU Type III embroidered badges are green with black stitching (figure 5101.3e-3).

**U.S. Navy Uniform Regulations
Summary of Changes (27 March 2024)**



**Figure 5101.3e-1
Regular Size CSEL Identification Badges**



**Figure 5101.3e-2
Miniature Size CSEL Identification Badges**

**U.S. Navy Uniform Regulations
Summary of Changes (27 March 2024)**



**Figure 5101.3e-3
NWU Type III CSEL Identification Badges**

(3) Correct Wear. Only one Command Senior Enlisted Leader Identification Badge may be worn at any one time. The badge may be worn during and after the period of detail, except for collateral duty CSELs (who may wear the badge only while designated as CSEL). Wear embroidered badges on the Navy Working Uniform and wear metal badges on all other uniforms as authorized.

(a) Incumbents. The regular size Command Senior Enlisted Leader Identification Badge will be worn on all uniforms except the Dinner Dress Uniforms (wear miniature size).

1. Men. Wear on the wearer's left pocket. On pockets with flaps (except NWU), center the badge between the lower point of the flap and bottom of the pocket, midway between the pocket edges. On pockets without flaps, center the badge on the pocket. On the full dress uniforms, center the badge on the left pocket 1/4 inch below the lowest row of medals or below the second breast insignia, if authorized. If breast insignia, medals and identification badge combined cause the identification badge to be positioned on or below the lower seam of the pocket, do not wear the secondary breast insignia. On the NWU, wear the badge centered on the wearer's left shirt pocket flap, and

U.S. Navy Uniform Regulations
Summary of Changes (27 March 2024)

no other device is authorized for wear on the pocket flap (figure 5-1-2). When wearing dual ID badges, refer to Article 5101.4.

2. Women. Wear centered 1/4 inch above the wearer's right breast pocket. On uniforms without breast pockets, place the badge in the same relative position as ribbons/medals. When wearing a name tag, center the device 1/4 inch above name tag or 1/4 inch above the pocket without the name tag. As an option, the CSEL identification badge may be worn centered on the wearer's left breast pocket. On pockets with flaps (except NWU), center the badge between the lower point of the flap and bottom of the pocket, midway between the sides. On pockets without flaps, center the badge on the pocket. On full dress uniforms, center the badge on the left pocket 1/4 inch below the lowest row of medals or below the secondary breast insignia, if authorized. The badge will be worn in such manner to preserve the dignity and appearance of the Navy uniform. On the NWU, wear the badge centered on the wearer's left shirt pocket flap, and no other device is authorized for wear on the pocket flap (figure 5-1-2). When wearing dual ID badges, refer to Article 5101.4.

3. Dinner Dress Uniforms. Men and women wear the miniature size badge 1/4 inch below the lowest row of miniature medals or secondary breast insignia.

(b) Post-tour. Command Senior Enlisted Leaders holding a valid 8CMC/8COB/8CSC NEC who are not assigned to an 8CMC/8COB/8CSC billet may wear the miniature CSEL identification badge as described below. Post-tour wear is not authorized for collateral duty CSELS.

1. Men and women wear post tour CSEL badge in the same position as incumbent CSEL badge is worn

2. When wearing full dress uniforms, men center the badge 1/4 inch below the lower of either the medals or secondary breast insignia. Women, center the badge 1/4 inch above the left pocket, medals or primary breast insignia.

3. Post-tour wear on dinner dress and working uniforms is not authorized.

(c) When wearing full dress white, the combination of breast insignia, medals, and identification badge will not extend below the lower seam of the pocket for males. For females, they will not extend lower than the fourth button on the Service Dress White Coat.

f. Recruiting Command

(1) Eligibility. This badge is worn by all military personnel while assigned to duty with the Navy Recruiting Command. In addition, COMNAVCRUITCOM and COMNAVRESFOR recruiting personnel and PCN-1 (Recruit Procurement) instructors may be authorized by their respective commands to wear the Recruiting Command Identification Badge during recruiting duty or recruiter instructor duty.

(2) Description. Embossed around the outside of the badge are "United States Navy," "Recruiting Command" and two stars. The center contains an eagle design, similar to the Bureau of Naval Personnel seal (figure 5101.3f-1). Excellent

**U.S. Navy Uniform Regulations
Summary of Changes (27 March 2024)**

performance meeting criteria set by COMNAVCRUITCOM is acknowledged with the addition of a gold metallic wreath and gold or silver stars (figure 5101.3f-2). All recruiters, officer and enlisted, serving in assigned recruiting billets in the direct recruiting production chain are eligible for the gold wreath award. Subsequent awards are signified by silver stars added to the wreath and a gold star is issued in lieu of three silver stars. Wear the wreath only while assigned to recruiting billets designated by COMNAVCRUITCOM.



**Figure 5101.3f-1
Recruiting Command Badge**



**Figure 5101.3f-2
Recruiting Command Badge
(with Gold Wreath)**

(3) Correct Wear. The badge may be worn only on uniforms requiring large medals or ribbons. This badge may be worn only during the period of detail.

(a) Men. Wear on the wearer's left pocket. On pockets with flaps, center the badge between the lower point of the flap and bottom of the pocket, midway between the pocket edges (figure 5-1-1). On pockets without flaps, center the badge on the pocket. On full dress uniforms, center the badge on the left pocket 1/4 inch below the lowest row of medals or below the second breast insignia, if authorized. If breast insignia, medals and identification badge combined cause the identification badge to be positioned on or below the lower seam of the pocket, do not wear the secondary breast insignia. When wearing dual ID badges, refer to Article 5101.4.

(b) Women. Wear centered 1/4 inch above the left coat/jumper/shirt pocket or 1/4 inch above authorized ribbons/large medals/breast insignia (figure 5-1-1). Identification badges may optionally be worn on the corresponding right side of the coat, jumper or shirt centered 1/4 inch above the nametag. When wearing dual ID badges, refer to Article 5101.4.

g. Career Counselor

(1) Eligibility

(a) This badge may be worn by all personnel in the Navy Counselor (NC) rating assigned as Command Career Counselor, all personnel possessing NEC 806R (Career Information Program Advisor) designated in writing as the Command

**U.S. Navy Uniform Regulations
Summary of Changes (27 March 2024)**

Career Counselor, and Instructors of Command Career Counselor Course (CIN): (A-501-0011) and (R-501-0005).

(b) Additionally, active and reserve component personnel possessing NEC 807R (Reserve Career Information Program Advisor) and designated in writing as Command or Unit Career Counselor at a Naval Reserve Activity who have successfully completed the Career Information Course (CIN: R-501-0005) are authorized to wear the badge.

(c) The badge may also be worn by commanding officers, executive officers, and officers designated full-time retention officers on the staffs of the Chief of Naval Operations, fleet commanders-in-chief, and type commanders. Those eligible to wear both Career Counselor and Navy Fleet/Force/Command Master Chief badges may only wear the latter unless specific permission to wear both has been granted by the Chief of Naval Operations.

(2) Description. The words are embossed around the outside of the badge in gold lettering set in a blue background ("United States Navy," "Career Counselor," and two stars). The center contains an eagle design, similar to the Bureau of Naval Personnel seal (figure 5101.3g-1). NWU Type III badges are embroidered in black stitching on fabric matching the NWU uniform, with the exception that the pattern will not contain black pixels (figure 5101.3g-2). The shape and size of the fabric on which the badge is embroidered will be square and the approximate size of the breast insignia with no more than 1/4 inch of fabric on either side of the embroidery.



**Figure 5101.3g-1
Career Counselor Badge**



**Figure 5101.3g-2
Career Counselor Badge
(NWU Type III)**

(3) Correct Wear. The badge may be worn on all uniforms except formal and dinner dress. This badge may be worn only during the period of detail. Wear embroidered badges on the Navy Working Uniform, and wear metal badges on all other uniforms as authorized.

(a) Men. Wear on the wearer's left pocket. On pockets with flaps (except NWU), center the badge between the lower point of the flap and bottom of the left pocket, midway between the sides (figure 5-1-1). On pockets without flaps, center the

**U.S. Navy Uniform Regulations
Summary of Changes (27 March 2024)**

badge on the pocket. On full dress uniforms, center the identification badge on the left pocket 1/4 inch below the lowest row of medals or below the second breast insignia, if authorized. If breast insignia, medals and identification badge combined cause the identification badge to be positioned on or below the lower seam of the pocket, do not wear the secondary breast insignia. On the NWU, wear the badge centered on the wearer's left shirt pocket flap, and no other device is authorized for wear on the pocket flap (figure 5-1-2). When wearing dual ID badges, refer to Article 5101.4.

(b) Women. Wear centered 1/4 inch above the left coat/jumper/shirt pocket or 1/4 inch above authorized ribbons/large medals/breast insignia (except NWU) (figure 5-1-1). Identification badges may optionally be worn on the corresponding right side of the coat, jumper or shirt centered 1/4 inch above the name tag or 1/4 inch above the pocket without the name tag. On the NWU, wear the badge centered on the wearer's left shirt pocket flap, and no other device is authorized for wear on the pocket flap (figure 5-1-2). When wearing dual ID badges, refer to Article 5101.4.

h. Recruit Division Commander Badge and Gold Wreath Award

(1) Eligibility. The Recruit Division Commander (RDC) badge is worn by all personnel possessing NEC 8RDC and assigned to duty as a Recruit Division Commander at a Recruit Training Command. The Gold Wreath of Excellence is worn by RDCs (NEC 8RDC) who demonstrate sustained performance of excellence that meets criteria set by the commanding officer, Recruit Training Command.

(2) Description. A gold rope borders the RDC badge, and a black band inside the gold rope is embossed in gold lettering with the words "Division Commander". The center contains an eagle design, similar to the Bureau of Naval Personnel Seal, on a white background encircled by gold link (figure 5101.3h-1). On the Gold Wreath Award, a gold wreath borders the badge. A white scroll with the word "Excellence" in gold inside the gold wreath is embossed in gold lettering with the words "Division Commander". The center contains an eagle design, similar to the Bureau of Naval Personnel Seal, on a white background encircled by gold link (figure 5101.3h-2).



**Figure 5101.3h-1
Recruit Division Commander Badge**



**Figure 5101.3h-2
Gold Wreath of Excellence**

**U.S. Navy Uniform Regulations
Summary of Changes (27 March 2024)**

(3) Correct Wear. The badge may be worn on all uniforms except formal or dinner dress. This badge may be worn only during the period of detail.

(a) Men. Wear on the wearer's left pocket. On pockets with flaps (except NWU), center the badge between the lower point of the flap and bottom of the left pocket, midway between the sides (figure 5-1-1). On pockets without flaps, center the badge on the pocket. On full dress uniforms, center the identification badge on the left pocket 1/4 inch below the lowest row of medals or below the second breast insignia, if authorized. If breast insignia, medals and identification badge combined cause the identification badge to be positioned on or below the lower seam of the pocket, do not wear the identification badge. On the NWU, center the metal identification badge on the wearer's left pocket flap (Figure 5-1-2). Only one device can be worn on the pocket flap. When wearing dual ID badges, refer to Article 5101.4.

(b) Women. Wear centered 1/4 inch above the left coat/jumper/shirt pocket or 1/4 inch above authorized ribbons/large medals/breast insignia (except NWU) (figure 5-1-1). Identification badges may optionally be worn on the corresponding right side of the coat, jumper or shirt centered 1/4 inch above the name tag or 1/4 inch above the pocket without the name tag (except NWU). On the NWU, center the metal identification badge on the wearer's left pocket flap (Figure 5-1-2). Only one device can be worn on the pocket flap. When wearing dual ID badges, refer to Article 5101.4.

i. Merchant Marine Service Emblem

(1) Eligibility. Issued to active merchant seamen for service from December 7, 1941 to July 25, 1947.

(2) Description. A circular, gold metal emblem, 1 inch in diameter, with a gold anchor superimposed in the center of a silver federal shield. UNITED STATES MERCHANT MARINE is inscribed around the device (figure 5101.3i-1).



**Figure 5101.3i-1
Merchant Marine Service Emblem**

(3) Correct Wear. Wear the designated size badge per paragraph (d) in this section. The badge may be worn on all uniforms other than working uniforms. Post-tour wear is authorized.

(a) Men. Wear on the wearer's left pocket. On pockets with flaps, center the badge between the lower point of the flap and bottom of the left pocket,

**U.S. Navy Uniform Regulations
Summary of Changes (27 March 2024)**

midway between the sides (figure 5-1-1). On pockets without flaps, center the badge on the pocket. On full dress uniforms, center the identification badge on the left pocket 1/4 inch below the lowest row of medals or below the second breast insignia, if authorized. If breast insignia, medals and identification badge combined cause the identification badge to be positioned on or below the lower seam of the pocket, do not wear the identification badge. When wearing dual ID badges, refer to Article 5101.4.

(b) Women. Wear centered 1/4 inch above the left coat/jumper/shirt pocket or 1/4 inch above authorized ribbons/large medals/breast insignia (figure 5-1-1). Identification badges may optionally be worn on the corresponding right side of the coat, jumper or shirt centered 1/4 inch above the name tag or 1/4 inch above the pocket without the name tag. When wearing dual ID badges refer to Article 5101.4.

(c) Formal and Dinner Dress Uniforms. Center the badge 1/4 inch below the lowest row of miniature medals.

(d) Correct Size Badge

(Incumbent and Post-Tour Personnel)

Miniature

Large

Formal Dress

Full Dress

Dinner Dress

Service Dress

Service Khaki

Summer White

E1-E6 Service Uniform

j. Navy Security Force Identification Badges

(1) Description. U.S. Navy Security Force Identification badge/patch will be standardized in design and color reflecting three categories of security duties: U.S. Navy Security Forces, U.S. Navy Corrections Specialist and U.S. Navy Chief Master-At-Arms. Security Badges will be metal (figure 5101.3j-1) or embroidered patches (figure 5101.3j-2), gold in color, black lettering and approximately 2 1/2 inch in height by 1 3/4 inch in width. Metal badges will be stamped with raised insignia. The face of the badge/patch will have a right facing eagle perched atop a wreathed shield

(a) Navy Security Forces (NSF): The top scroll (line 1) will be stamped U.S. Navy; The second scroll (line 2) will be stamped security; The third scroll (line 3) will be stamped forces; and the fourth scroll (line 4) will be engraved with a four digit number by Defense Logistics Agency Support (DLA-TS). The centerpiece will be the master-at-arms (MA) rating insignia. The fourth scroll of the embroidered patch will have a black embossed star vice a four-digit number.

(b) Corrections Specialist: The top scroll (line 1) will be stamped U.S. Navy; the second scroll (line 2) will be stamped corrections; the third scroll (line 3) will be stamped specialist; and fourth scroll (line 4) will have black embossed star. The centerpiece will be a fouled anchor.

(c) Chief Master-At-Arms (CMAA): The top scroll (line 1) will be

**U.S. Navy Uniform Regulations
Summary of Changes (27 March 2024)**

stamped U.S. Navy; the second scroll (line 2) will be stamped CMAA, the third scroll (line 3) will be blank; and fourth scroll (line 4) will have a black embossed star. The centerpiece will be a fouled anchor.



Figure 5101.3j-1

Metal Navy Security Force Badges



Figure 5101.3j-2

Embroidered Navy Security Force Badges

(2) Occasion for wear. The U.S. Navy identification badge/patch will be standardized as follows:

(a) Navy Security Forces (NSF) badge/patch. All security LDO/CWO (649X/749X) and rated Master-At-Arms will wear the NSF badge/patch for the duration of their duty within the security career path. Personnel

U.S. Navy Uniform Regulations
Summary of Changes (27 March 2024)

who change designators or rating out of the NSF career field will no longer be authorized to wear the NSF badge/patch.

(b) Corrections Specialist badge/patch. All personnel assigned NECs P08A, 826A, or 810A are authorized to wear the Corrections Specialist badge/patch for the duration of their assignment.

(c) Chief Master-At-Arms (CMAA) badge/patch. Personnel assigned Permanent Change of Station (PCS) to CMAA duties will be authorized to wear the CMAA badge/patch for the duration of their assignment.

(3) Correct wear. Metal badges will be worn on all uniforms (see Navy Working Uniform wear below), centered one quarter of an inch above the right breast pocket or name tag, as applicable (figure 5101.3j-3). On uniforms without a right breast pocket, place it in the same relative position as the ribbons/medals (figures 5101.3j-4 and 5101.3j-5). When wearing a name tag, center the badge 1/4 inch above the name tag or 1/4 inch above the pocket without the name tag. On the NWU Type III, metal badges are worn centered above the wearer's right breast pocket, 1/4 inch above the nametape and embroidered patches are centered above and flush with the wearer's nametape.

13. Chapter 6, Article 6201.4(b), Navy Flight Demonstration Squadron (Blue Angels), Civilian Clothing

Deleted:

(b) Civilian clothing worn during official squadron commitments is designated by the Commanding Officer. The following items are issued to all NAVFLIGHTDEMROD officers:

1. Men's and Women's Dress Blazer. Navy double-breasted polyester/wool blazer with collar, embroidered Blue Angel official crest.

2. Men's and Women's Dress Slack. Tan polyester dress slack/skirt.

3. Men's and Women's Dress Shirt. Blue cotton "oxford" style shirt with collar and embroidered Blue Angel official crest.

4. Men's and Women's "Polo" Style Shirt. "Sweat resistant" style shirt with embroidered Blue Angel official crest.

5. Men's and Women's Dress Shoe. Dark brown colored dress shoe.

6. Men's Tie. Polyester dress tie.

7. Men's and Women's Dress Belt. Brown leather belt.

8. Men's and Women's Dress Socks. Dark brown colored socks.

Added:

**U.S. Navy Uniform Regulations
Summary of Changes (27 March 2024)**

(b) Civilian clothing worn during official squadron commitments is designated by the Commanding Officer. The following items are issued to all NAVFLIGHTDEMROD officers:

1. Men's and Women's Dress Blazer. Navy double-breasted polyester/wool blazer with collar, embroidered Blue Angel official crest.
2. Men's and Women's Dress Trousers/Slacks. Tan polyester dress slack/skirt.
3. Men's and Women's Dress Shirt. Blue cotton "oxford" style shirt with collar and embroidered Blue Angel official crest.
4. Men's and Women's "Polo" Style Shirt. "Sweat resistant" style shirt with embroidered Blue Angel official crest.
5. Men's and Women's Dress Shoe. Dark brown colored dress shoe.
6. Men's Tie. Polyester dress tie.
7. Men's and Women's Dress Belt. Brown leather belt.
8. Men's and Women's Dress Socks. Dark brown colored socks.

14. Chapter 3, Sections 5/6: Description and Wear of Uniform Components

Deleted:

**U.S. Navy Uniform Regulations
Summary of Changes (27 March 2024)**

Sections 5/6: Description and Wear of Uniform Components

TABLE OF CONTENTS

Item Description	Article Page
All-Weather Coat, Double Breasted	3501.1a
Cold Weather Parka	3501.1b
Belt with Clip	3501.2
Black Neck Gaiter	3501.5
Brassiere (Females)	3501.6
Buckle	3501.7
Cap, Ball	3501.8
Cap, Combination	3501.9
Cap, Garrison, Black (All), Khaki (Officers/CPOs)	3501.10
Cap, Knit (Watch)	3501.11
Coat, Dinner Dress Blue Jacket	3501.14
Coat, Dinner Dress White Jacket	3501.15
Coat, Service Dress Blue (Officers/CPOs)	3501.16
Coat, Service Dress White (Officers/CPOs)	3501.17
Cuff Links	3501.19
Cummerbund	3501.20
Cutlass (CPO)	3501.20.1
Duffel Bag	3501.21
Earmuffs	3501.22
Earrings, Ball, Pearl, Diamond (Females)	3501.23
Gloves, Black, White	3501.24
Handbags, Black, Brown, White (Females)	3501.25
Handbags, Black, White Dress (Females)	3501.26
Hat, White (E1-E6)	3501.27
Hosiery (Females)	3501.29

**U.S. Navy Uniform Regulations
Summary of Changes (27 March 2024)**

Jacket, Black Relax Fit	3501.30
Jumper, Blue Dress (E1-E6)	3501.32
Jumper, White Dress (E1-E6)	3501.33
Necktie (Neck tab), Black (Females)	3501.34
Necktie, Black Dress (Females)	3501.35
Necktie, Bow, Black (Males), White (Male Officers)	3501.36
Necktie, Black Four-in-hand (Males)	3501.37
Neckerchief (E1-E6)	3501.38
Overcoat, Blue	3501.39
Peacoat (E1-E6)	3501.41
Reefer (Officers/CPOs)	3501.42
Scarf, White	3501.43
Shirt, Khaki	3501.46
Shirt, White, Dress	3501.49
Shirt, White, Formal (Females)	3501.50
Shirt, White, Formal (Males)	3501.51
Shirt, White, Formal Wing Collar (Male Officers)	3501.52
Shirt, White, Service, (Officers/CPOs)	3501.53
Shoes, Dress (Black/Brown/White)	3501.54
Shoes, Formal, Black (Female)	3501.55
Shoes, Formal Black, Flat (Female)	3501.56
Shoes, Service (Black/Brown/White) (Females)	3501.58
Skirt, Blue, Formal (Females)	3501.61
Skirt, Blue, Unbelted (Females)	3501.62
Skirt, Khaki, Service (Female Officers/CPOs)	3501.63
Skirt, White, Belted (Females)	3501.65
Skirt, White, Unbelted (Female Officers/CPOs)	3501.66
Slacks, Blue, Dress, Unbelted (Females)	3501.69
Slacks, Blue, Formal (Females)	3501.70

**U.S. Navy Uniform Regulations
Summary of Changes (27 March 2024)**

Slacks, Khaki, Service (Female Officers/CPOs)	3501.72
Slacks, White, Dress, Unbelted (Female Officers/CPOs)	3501.74
Slacks, White, Jumper (Females E1-E6)	3501.75
Slacks, White, Summer, Belted (Female Officers/CPOs)	3501.76
Slips (Females)	3501.77
Socks, Dress (Black/Khaki/White)	3501.78
Studs	3501.79
Suspenders, White (Males)	3501.80
Sweater, V-Neck	3501.83
Sword (Officers)	3501.84
Tailcoat, Formal, Blue (Male Officers)	3501.85
Tie Clasp/Tack (Males)	3501.87
Towels	3501.88
Trousers, Blue, Dress (Male Officers/CPOs)	3501.90
Trousers, Blue, Evening (Males)	3501.91
Trousers/Slacks, Blue, Jumper (Broadfall) (E1-E6)	3501.92
Trousers, Khaki, Service (Male Officers/CPOs)	3501.94
Trousers, White, Jumper (Males E1-E6)	3501.97
Trousers, White, Summer (Males)	3501.98
Umbrella	3501.99
Underpants (Females)	3501.100
Undershirt, White	3501.101
Undershorts (Male)	3501.102
Waistcoat (Male Officers)	3501.104
Tying the Neckerchief	Figure 3-5-1
Brassiere, Sports (Women)	3601.1
Shirt, Physical Training Uniform (PTU) Short Sleeve	3601.2
Shirt, Optional Physical Training Uniform (OPTU) Short Sleeve	3601.2a

U.S. Navy Uniform Regulations
Summary of Changes (27 March 2024)

Shirt, Physical Training Uniform (PTU) Long Sleeve	3601.3
Shoes, Sneakers, Athletic	3601.4
Shorts, Compression	3601.5
Shorts, Physical Training Uniform (PTU)	3601.6
Shorts, Optional Physical Training Uniform (OPTU)	3601.6a
Socks, Athletic	3601.7
Physical Readiness Test (PRT) Swimwear	3601.9
Shirt, Sweat, Navy	3601.10
Pant, Sweat, Navy	3601.11
Fitness Suit, Navy	3601.12
Overblouse, Khaki (Female)	3602.1
Skirt, Black, Beltless, Service Uniform (Female E1-E6)	3602.3
Slacks, Black, Beltless, Service Uniform (Female E1-E6)	3602.4
Trousers, Black, Service Uniform (Male E1-E6)	3602.5
Description and Wear of the Navy Working Uniform (NWU)	3603
Cap, Eight Point (NWU)	3603.1
Undershirt, Cotton, Crewneck	3603.2
Socks, Cush Sole, Black, Boot	3603.3
Shirt (NWU)	3603.4
Shoulder, Patch	3603.4a
Trousers (NWU)	3603.5
Belt with Buckle	3603.6
Belt, Riggers	3603.6a
Mockneck	3603.7
Boot, Safety, Black	3603.8
Straps, Blousing	3603.9
Parka, NWU Type III	3603.10

**U.S. Navy Uniform Regulations
Summary of Changes (27 March 2024)**

Black Fleece Liner	3603.11
Embroidered Chest Rank Insignia	3603.12
Breast Insignia	3603.13
Identification Badge	3603.14
Identification Markings	3603.15
NWU Gore-Tex trouser	3603.16
Footnotes for Chapter Three	Footnotes

14. Chapter 3, Sections 5/6: Description and Wear of Uniform Components

Added:

**U.S. Navy Uniform Regulations
Summary of Changes (27 March 2024)**

Sections 5/6: Description and Wear of Uniform Components

TABLE OF CONTENTS

Item Description	Article Page
All-Weather Coat, Double Breasted	3501.1a
Cold Weather Parka	3501.1b
Belt with Clip	3501.2
Black Neck Gaiter	3501.5
Brassiere (Females)	3501.6
Buckle	3501.7
Cap, Ball	3501.8
Cap, Combination	3501.9
Cap, Garrison, Black (All), Khaki (Officers/CPOs)	3501.10
Cap, Knit (Watch)	3501.11
Coat, Dinner Dress Blue Jacket	3501.14
Coat, Dinner Dress White Jacket	3501.15
Coat, Service Dress Blue (Officers/CPOs)	3501.16
Coat, Service Dress White (Officers/CPOs)	3501.17
Cuff Links	3501.19
Cummerbund	3501.20
Cutlass (CPO)	3501.20.1
Duffel Bag	3501.21
Earmuffs	3501.22
Earrings, Ball, Pearl, Diamond (Females)	3501.23
Gloves, Black, White	3501.24
Handbags, Black, Brown, White (Females)	3501.25
Handbags, Black, White Dress (Females)	3501.26
Hat, White (E1-E6)	3501.27
Hosiery (Females)	3501.29

**U.S. Navy Uniform Regulations
Summary of Changes (27 March 2024)**

Jacket, Black Relax Fit	3501.30
Jumper, Blue Dress (E1-E6)	3501.32
Jumper, White Dress (E1-E6)	3501.33
Necktie (Neck tab), Black (Females)	3501.34
Necktie, Black Dress (Females)	3501.35
Necktie, Bow, Black (Males), White (Male Officers)	3501.36
Necktie, Black Four-in-hand (Males)	3501.37
Neckerchief (E1-E6)	3501.38
Overcoat, Blue	3501.39
Peacoat (E1-E6)	3501.41
Reefer (Officers/CPOs)	3501.42
Scarf, White	3501.43
Shirt, Khaki	3501.46
Shirt, White, Dress	3501.49
Shirt, White, Formal (Females)	3501.50
Shirt, White, Formal (Males)	3501.51
Shirt, White, Formal Wing Collar (Male Officers)	3501.52
Shirt, White, Service, (Officers/CPOs)	3501.53
Shoes, Dress (Black/Brown/White)	3501.54
Shoes, Formal, Black (Female)	3501.55
Shoes, Formal Black, Flat (Female)	3501.56
Shoes, Service (Black/Brown/White) (Females)	3501.58
Skirt, Blue, Formal (Females)	3501.61
Skirt, Blue, Unbelted (Females)	3501.62
Skirt, Khaki, Service (Female Officers/CPOs)	3501.63
Skirt, White, Belted (Females)	3501.65
Skirt, White, Unbelted (Female Officers/CPOs)	3501.66
Slacks, Blue, Dress, Unbelted (Females)	3501.69
Slacks, Blue, Formal (Females)	3501.70

**U.S. Navy Uniform Regulations
Summary of Changes (27 March 2024)**

Slacks, Khaki, Service (Female Officers/CPOs)	3501.72
Slacks, White, Dress, Unbelted (Female Officers/CPOs)	3501.74
Slacks, White, Jumper (Females E1-E6)	3501.75
Slacks, White, Summer, Belted (Female Officers/CPOs)	3501.76
Slips (Females)	3501.77
Socks, Dress (Black/Khaki/White)	3501.78
Studs	3501.79
Suspenders, White (Males)	3501.80
Sweater, V-Neck	3501.83
Sword (Officers)	3501.84
Tailcoat, Formal, Blue (Male Officers)	3501.85
Tiara (Females)	3501.86
Tie Clasp/Tack (Males)	3501.87
Towels	3501.88
Trousers, Blue, Dress (Male Officers/CPOs)	3501.90
Trousers, Blue, Evening (Males)	3501.91
Trousers/Slacks, Blue, Jumper (Broadfall) (E1-E6)	3501.92
Trousers, Khaki, Service (Male Officers/CPOs)	3501.94
Trousers, White, Jumper (Males E1-E6)	3501.97
Trousers, White, Summer (Males)	3501.98
Umbrella	3501.99
Underpants (Females)	3501.100
Undershirt, White	3501.101
Undershorts (Male)	3501.102
Waistcoat (Male Officers)	3501.104
Tying the Neckerchief	Figure 3-5-1
Brassiere, Sports (Women)	3601.1
Shirt, Physical Training Uniform (PTU) Short Sleeve	3601.2

U.S. Navy Uniform Regulations
Summary of Changes (27 March 2024)

Shirt, Optional Physical Training Uniform (OPTU) Short Sleeve	3601.2a
Shirt, Physical Training Uniform (PTU) Long Sleeve	3601.3
Shoes, Sneakers, Athletic	3601.4
Apparel, Performance	3601.5
Shorts, Physical Training Uniform (PTU)	3601.6
Shorts, Optional Physical Training Uniform (OPTU)	3601.6a
Socks, Athletic	3601.7
Physical Readiness Test (PRT) Swimwear	3601.9
Shirt, Sweat, Navy	3601.10
Pant, Sweat, Navy	3601.11
Fitness Suit, Navy	3601.12
Overblouse, Khaki (Female)	3602.1
Skirt, Black, Beltless, Service Uniform (Female E1-E6)	3602.3
Slacks, Black, Beltless, Service Uniform (Female E1-E6)	3602.4
Trousers, Black, Service Uniform (Male E1-E6)	3602.5
Description and Wear of the Navy Working Uniform (NWU)	3603
Cap, Eight Point (NWU)	3603.1
Undershirt, Coyote Brown	3603.2
Socks, Cush Sole, Black, Boot	3603.3
Shirt (NWU)	3603.4
Shoulder, Patch	3603.4a
Trousers (NWU)	3603.5
Belt with Buckle	3603.6
Belt, Riggers	3603.6a
Mockneck	3603.7
Boot, Safety, Black	3603.8
Straps, Blousing	3603.9

**U.S. Navy Uniform Regulations
Summary of Changes (27 March 2024)**

Parka, NWU Type III	3603.10
Black Fleece Liner	3603.11
Embroidered Chest Rank Insignia	3603.12
Breast Insignia	3603.13
Identification Badge	3603.14
Identification Markings	3603.15
NWU Gore-Tex trouser	3603.16
Footnotes for Chapter Three	Footnotes

U.S. Navy Uniform Regulations
Summary of Changes (27 March 2024)

15. Chapter 3, Male Officer, Physical Training Uniform (PTU)

Deleted:

**Male Officer
Physical Training Uniform (PTU)**



BASIC UNIFORM COMPONENTS

ARTICLE

- | | |
|-----------------------------------|-----------|
| • Shirt, PTU (Short Sleeve), Gold | • 3601.2 |
| • Shorts, PTU, Blue | • 3601.6 |
| • Shoes, (Sneakers), Athletic | • 3601.4 |
| • Socks, Athletic | • 3601.7 |
| • Fitness Suit, Navy | • 3601.12 |

PRESCRIBABLE ITEMS

- Same as Basic Uniform Components

OPTIONAL ITEMS

- | | |
|------------------------------------|-----------|
| • Cap, Ball | • 3501.8 |
| • Cap, Knit (Watch) | • 3501.11 |
| • Shirt, Optional PTU | • 3601.2a |
| • Shirt, PTU (Long Sleeve), Gold | • 3601.3 |
| • Shorts, Compression, Blue/Black | • 3601.5 |
| • Shorts, Optional PTU | • 3601.6a |
| • Shirt, Sweat, Navy ¹⁰ | • 3601.10 |
| • Pants, Sweat, Navy ¹⁰ | • 3601.11 |

U.S. Navy Uniform Regulations
Summary of Changes (27 March 2024)

Added:

Male Officer

Physical Training Uniform (PTU)



BASIC UNIFORM COMPONENTS

ARTICLE

- | | |
|-----------------------------------|-----------|
| • Shirt, PTU (Short Sleeve), Gold | • 3601.2 |
| • Shorts, PTU, Blue | • 3601.6 |
| • Shoes, (Sneakers), Athletic | • 3601.4 |
| • Socks, Athletic | • 3601.7 |
| • Fitness Suit, Navy | • 3601.12 |

PRESCRIBABLE ITEMS

- Same as Basic Uniform Components

OPTIONAL ITEMS

- | | |
|------------------------------------|-----------|
| • Cap, Ball | • 3501.8 |
| • Cap, Knit (Watch) | • 3501.11 |
| • Shirt, Optional PTU | • 3601.2a |
| • Shirt, PTU (Long Sleeve), Gold | • 3601.3 |
| • Apparel, Performance | • 3601.5 |
| • Shorts, Optional PTU | • 3601.6a |
| • Shirt, Sweat, Navy ¹⁰ | • 3601.10 |
| • Pants, Sweat, Navy ¹⁰ | • 3601.11 |

U.S. Navy Uniform Regulations
Summary of Changes (27 March 2024)

16. Chapter 3, Female Officer, Physical Training Uniform (PTU)

Deleted:

**Female Officer
Physical Training Uniform (PTU)**



BASIC UNIFORM COMPONENTS

ARTICLE

- | | |
|-----------------------------------|-----------|
| • Shirt, PTU (Short Sleeve), Gold | • 3601.2 |
| • Shorts, PTU, Blue | • 3601.6 |
| • Shoes, (Sneakers), Athletic | • 3601.4 |
| • Socks, Athletic | • 3601.7 |
| • Brassiere, Sports (women) | • 3601.1 |
| • Fitness Suit, Navy | • 3601.12 |

PRESCRIBABLE ITEMS

- Same as Basic Uniform Components

OPTIONAL ITEMS

- | | |
|--|-----------|
| • Cap, Ball | • 3501.8 |
| • Brassiere, (women) | • 3501.6 |
| • Cap, Knit (Watch) | • 3501.11 |
| • Shirt, Optional PTU | • 3601.2a |
| • Shirt, PTU (Long Sleeve), Gold | • 3601.3 |
| • Shorts, Compression, Navy Blue/Black | • 3601.5 |
| • Shorts, Optional PTU | • 3601.6a |
| • Shirt, Sweat, Navy ¹⁰ | • 3601.10 |

**U.S. Navy Uniform Regulations
Summary of Changes (27 March 2024)**

- Pants, Sweat, Navy ¹⁰
- 3601.11

Added:

**Female Officer
Physical Training Uniform (PTU)**



BASIC UNIFORM COMPONENTS

ARTICLE

- | | |
|-----------------------------------|-----------|
| • Shirt, PTU (Short Sleeve), Gold | • 3601.2 |
| • Shorts, PTU, Blue | • 3601.6 |
| • Shoes, (Sneakers), Athletic | • 3601.4 |
| • Socks, Athletic | • 3601.7 |
| • Brassiere, Sports (women) | • 3601.1 |
| • Fitness Suit, Navy | • 3601.12 |

PRESCRIBABLE ITEMS

- Same as Basic Uniform Components

OPTIONAL ITEMS

- | | |
|----------------------------------|-----------|
| • Cap, Ball | • 3501.8 |
| • Brassiere, (women) | • 3501.6 |
| • Cap, Knit (Watch) | • 3501.11 |
| • Shirt, Optional PTU | • 3601.2a |
| • Shirt, PTU (Long Sleeve), Gold | • 3601.3 |
| • Apparel, Performance | • 3601.5 |
| • | |
| • Shorts, Optional PTU | • 3601.6a |

**U.S. Navy Uniform Regulations
Summary of Changes (27 March 2024)**

- | | |
|------------------------------------|-----------|
| • Shirt, Sweat, Navy ¹⁰ | • 3601.10 |
| • Pants, Sweat, Navy ¹⁰ | • 3601.11 |

17. Chapter 3, Male Chief Petty Officer, Physical Training Uniform (PTU)

Deleted:

**Male Chief Petty Officer
Physical Training Uniform (PTU)**



BASIC UNIFORM COMPONENTS

ARTICLE

- | | |
|-----------------------------------|-----------|
| • Shirt, PTU (Short Sleeve), Gold | • 3601.2 |
| • Shorts, PTU, Blue | • 3601.6 |
| • Shoes, (Sneakers), Athletic | • 3601.4 |
| • Socks, Athletic | • 3601.7 |
| • Fitness Suit, Navy | • 3601.12 |

PRESCRIBABLE ITEMS

Same as Basic Uniform Components

OPTIONAL ITEMS

- | | |
|----------------------------------|-----------|
| • Cap, Ball | • 3501.8 |
| • Cap, Knit (Watch) | • 3501.11 |
| • Shirt, Optional PTU | • 3601.2a |
| • Shirt, PTU (Long Sleeve), Gold | • 3601.3 |
| • Shorts, Compression | • 3601.5 |
| • Shorts, Optional PTU | • 3601.6a |

**U.S. Navy Uniform Regulations
Summary of Changes (27 March 2024)**

- Shirt, Sweat Navy ¹⁰ • 3601.10
- Pants, Sweat, Navy ¹⁰ • 3601.11

Added:

**Male Chief Petty Officer
Physical Training Uniform (PTU)**



BASIC UNIFORM COMPONENTS

ARTICLE

- Shirt, PTU (Short Sleeve), Gold • 3601.2
- Shorts, PTU, Blue • 3601.6
- Shoes, (Sneakers), Athletic • 3601.4
- Socks, Athletic • 3601.7
- Fitness Suit, Navy • 3601.12

PRESCRIBABLE ITEMS

Same as Basic Uniform Components

OPTIONAL ITEMS

- Cap, Ball • 3501.8
- Cap, Knit (Watch) • 3501.11
- Shirt, Optional PTU • 3601.2a
- Shirt, PTU (Long Sleeve), Gold • 3601.3
- Apparel, Performance • 3601.5
- Shorts, Optional PTU • 3601.6a
- Shirt, Sweat Navy ¹⁰ • 3601.10
- Pants, Sweat, Navy ¹⁰ • 3601.11

U.S. Navy Uniform Regulations
Summary of Changes (27 March 2024)

18. Chapter 3, Female Chief Petty Officer, Physical Training Uniform (PTU)

Deleted:

**Female Chief Petty Officer
Physical Training Uniform (PTU)**



BASIC UNIFORM COMPONENTS

ARTICLE

- | | |
|-----------------------------------|-----------|
| • Shirt, PTU (Short Sleeve), Gold | • 3601.2 |
| • Shorts, PTU, Blue | • 3601.6 |
| • Shoes, (Sneakers), Athletic | • 3601.4 |
| • Socks, Athletic | • 3601.7 |
| • Brassiere, Sports (women) | • 3601.1 |
| • Fitness Suit, Navy | • 3601.12 |

PRESCRIBABLE ITEMS

- Same as Basic Uniform Components

OPTIONAL ITEMS

- | | |
|--|-----------|
| • Cap, Ball | • 3501.8 |
| • Brassiere, (women) | • 3501.6 |
| • Cap, Knit (Watch) | • 3501.11 |
| • Shirt, Optional PTU | • 3601.2a |
| • Shirt, PTU (Long Sleeve), Gold | • 3601.3 |
| • Shorts, Compression, Navy Blue/Black | • 3601.5 |
| • Shorts, Optional PTU | • 3601.6a |
| • Shirt, Sweat, Navy ¹⁰ | • 3601.10 |
| • Pants, Sweat, Navy ¹⁰ | • 3601.11 |

Added:

U.S. Navy Uniform Regulations
Summary of Changes (27 March 2024)

**Female Chief Petty Officer
Physical Training Uniform (PTU)**



BASIC UNIFORM COMPONENTS

ARTICLE

- | | |
|-----------------------------------|-----------|
| • Shirt, PTU (Short Sleeve), Gold | • 3601.2 |
| • Shorts, PTU, Blue | • 3601.6 |
| • Shoes, (Sneakers), Athletic | • 3601.4 |
| • Socks, Athletic | • 3601.7 |
| • Brassiere, Sports (women) | • 3601.1 |
| • Fitness Suit, Navy | • 3601.12 |

PRESCRIBABLE ITEMS

- Same as Basic Uniform Components

OPTIONAL ITEMS

- | | |
|------------------------------------|-----------|
| • Cap, Ball | • 3501.8 |
| • Brassiere, (women) | • 3501.6 |
| • Cap, Knit (Watch) | • 3501.11 |
| • Shirt, Optional PTU | • 3601.2a |
| • Shirt, PTU (Long Sleeve), Gold | • 3601.3 |
| • Apparel, Performance | • 3601.5 |
| • Shorts, Optional PTU | • 3601.6a |
| • Shirt, Sweat, Navy ¹⁰ | • 3601.10 |
| • Pants, Sweat, Navy ¹⁰ | • 3601.11 |

19. Chapter 3, Male Enlisted (E1-E6), Physical Training Uniform (PTU)

U.S. Navy Uniform Regulations
Summary of Changes (27 March 2024)

Deleted:

**Male Enlisted (E1-E6)
Physical Training Uniform (PTU)**



BASIC UNIFORM COMPONENTS

ARTICLE

- | | |
|-----------------------------------|-----------|
| • Shirt, PTU (Short Sleeve), Gold | • 3601.2 |
| • Shorts, PTU, Blue | • 3601.6 |
| • Shoes, (Sneakers), Athletic | • 3601.4 |
| • Socks, Athletic | • 3601.7 |
| • Fitness Suit, Navy | • 3601.12 |

PRESCRIBABLE ITEMS

- Same as Basic Uniform Components

OPTIONAL ITEMS

- | | |
|------------------------------------|-----------|
| • Cap, Ball | • 3501.8 |
| • Cap, Knit (Watch) | • 3501.11 |
| • Shirt, Optional PTU | • 3601.2a |
| • Shirt, PTU (Long Sleeve), Gold | • 3601.3 |
| • Shorts, Compression | • 3601.5 |
| • Shorts, Optional PTU | • 3601.6a |
| • Shirt, Sweat Navy ¹⁰ | • 3601.10 |
| • Pants, Sweat, Navy ¹⁰ | • 3601.11 |

Added:

**Male Enlisted (E1-E6)
Physical Training Uniform (PTU)**

BASIC UNIFORM COMPONENTS

ARTICLE

**U.S. Navy Uniform Regulations
Summary of Changes (27 March 2024)**



- | | |
|-----------------------------------|-----------|
| • Shirt, PTU (Short Sleeve), Gold | • 3601.2 |
| • Shorts, PTU, Blue | • 3601.6 |
| • Shoes, (Sneakers), Athletic | • 3601.4 |
| • Socks, Athletic | • 3601.7 |
| • Fitness Suit, Navy | • 3601.12 |

PRESCRIBABLE ITEMS

- Same as Basic Uniform Components

OPTIONAL ITEMS

- | | |
|------------------------------------|-----------|
| • Cap, Ball | • 3501.8 |
| • Cap, Knit (Watch) | • 3501.11 |
| • Shirt, Optional PTU | • 3601.2a |
| • Shirt, PTU (Long Sleeve), Gold | • 3601.3 |
| • Apparel, Performance | • 3601.5 |
| • Shorts, Optional PTU | • 3601.6a |
| • Shirt, Sweat Navy ¹⁰ | • 3601.10 |
| • Pants, Sweat, Navy ¹⁰ | • 3601.11 |

U.S. Navy Uniform Regulations
Summary of Changes (27 March 2024)

20. Chapter 3, Female Enlisted (E1-E6), Physical Training Uniform (PTU)

Deleted:

**Female Enlisted (E1-E6)
Physical Training Uniform (PTU)**



BASIC UNIFORM COMPONENTS

ARTICLE

- | | |
|-----------------------------------|-----------|
| • Shirt, PTU (Short Sleeve), Gold | • 3601.2 |
| • Shorts, PTU, Blue | • 3601.6 |
| • Shoes, (Sneakers), Athletic | • 3601.4 |
| • Socks, Athletic | • 3601.7 |
| • Brassiere, Sports (women) | • 3601.1 |
| • Fitness Sit, Navy | • 3601.12 |

PRESCRIBABLE ITEMS

- Same as Basic Uniform Components

OPTIONAL ITEMS

- | | |
|--|-----------|
| • Cap, Ball | • 3501.8 |
| • Brassiere, (women) | • 3501.6 |
| • Cap, Knit (Watch) | • 3501.11 |
| • Shirt, Optional PTU | • 3601.2a |
| • Shirt, PTU (Long Sleeve), Gold | • 3601.3 |
| • Shorts, Compression, Navy Blue/Black | • 3601.5 |
| • Shorts, Optional PTU | • 3601.6a |
| • Shirt, Sweat, Navy ¹⁰ | • 3601.10 |
| • Pants, Sweat, Navy ¹⁰ | • 3601.11 |

**U.S. Navy Uniform Regulations
Summary of Changes (27 March 2024)**

Added:

**Female Enlisted (E1-E6)
Physical Training Uniform (PTU)**



BASIC UNIFORM COMPONENTS

ARTICLE

- | | |
|-----------------------------------|-----------|
| • Shirt, PTU (Short Sleeve), Gold | • 3601.2 |
| • Shorts, PTU, Blue | • 3601.6 |
| • Shoes, (Sneakers), Athletic | • 3601.4 |
| • Socks, Athletic | • 3601.7 |
| • Brassiere, Sports (women) | • 3601.1 |
| • Fitness Sit, Navy | • 3601.12 |

PRESCRIBABLE ITEMS

- Same as Basic Uniform Components

OPTIONAL ITEMS

- | | |
|------------------------------------|-----------|
| • Cap, Ball | • 3501.8 |
| • Brassiere, (women) | • 3501.6 |
| • Cap, Knit (Watch) | • 3501.11 |
| • Shirt, Optional PTU | • 3601.2a |
| • Shirt, PTU (Long Sleeve), Gold | • 3601.3 |
| • Apparel, Performance | • 3601.5 |
| • Shorts, Optional PTU | • 3601.6a |
| • Shirt, Sweat, Navy ¹⁰ | • 3601.10 |
| • Pants, Sweat, Navy ¹⁰ | • 3601.11 |

**U.S. Navy Uniform Regulations
Summary of Changes (27 March 2024)**

21. Chapter 3, Female Officer, Formal and Dinner Dress Uniform, Dinner Dress Uniform Dinner Dress Blue Jacket

Deleted:

Female Officer

**Formal and Dinner Dress Uniform
Dinner Dress Blue Jacket**



BASIC UNIFORM COMPONENTS

- Coat, Dinner Dress Blue Jacket
- Shirt, White, Formal
- Slacks, Blue, Formal ²
- Shoes, Service, Black ²
- Socks, Black
- Brassiere
- Underpants
- Cuff Links, Gold ⁶
- Cummerbund, Gold
- Necktie, Dress, Black
- Studs, Gold ⁶
- Miniature Medals

ARTICLE

- 3501.14
- 3501.50
- 3501.70
- 3501.58
- 3501.78
- 3501.6
- 3501.100
- 3501.19
- 3501.20
- 3501.35
- 3501.79
- 5315

PRESCRIBABLE ITEMS

- Gloves, White
- Overcoat, Blue

- 3501.24
- 3501.39

OPTIONAL ITEMS

- All-Weather Coat, Double Breasted
- Black Neck Gaiter (w/authorized outer garment only)
- Cap, Combination, White (required w/outer garment)
- Earrings (silver, yellow or white gold, white pearl or colorless diamond)
- Handbag, Black Dress
- Hosiery, Flesh Tone
- Scarf (w/outer garment only)
- Shoes, Formal, Black ²
- Shoes, Formal, Black, Flat ²
- Skirt, Blue, Formal²
- Skirt, Blue, Unbelted
- Slip
- Umbrella, Black

- 3501.1a
- 3501.5
- 3501.9
- 3501.23
- 3501.26
- 3501.29
- 3501.43
- 3501.55
- 3501.56
- 3501.61
- 3501.62
- 3501.77
- 3501.99

**U.S. Navy Uniform Regulations
Summary of Changes (27 March 2024)**

Added:

Female Officer

**Formal and Dinner Dress Uniform
Dinner Dress Blue Jacket**



BASIC UNIFORM COMPONENTS

- Coat, Dinner Dress Blue Jacket
- Shirt, White, Formal
- Slacks, Blue, Formal ²
- Shoes, Service, Black ²
- Socks, Black
- Brassiere
- Underpants
- Cuff Links, Gold ⁶
- Cummerbund, Gold
- Necktie, Dress, Black
- Studs, Gold ⁶
- Miniature Medals

ARTICLE

- 3501.14
- 3501.50
- 3501.70
- 3501.58
- 3501.78
- 3501.6
- 3501.100
- 3501.19
- 3501.20
- 3501.35
- 3501.79
- 5315

PRESCRIBABLE ITEMS

- Gloves, White
- Overcoat, Blue

- 3501.24
- 3501.39

OPTIONAL ITEMS

- All-Weather Coat, Double Breasted
- Black Neck Gaiter (w/authorized outer garment only)
- Cap, Combination, White (required w/outer garment)
- Earrings (silver, yellow or white gold, white pearl or colorless diamond)
- Handbag, Black Dress
- Hosiery, Flesh Tone
- Scarf (w/outer garment only)
- Shoes, Formal, Black ²
- Shoes, Formal, Black, Flat ²
- Skirt, Blue, Formal²
- Skirt, Blue, Unbelted
- Slip
- Tiara (Female)
- Umbrella, Black

- 3501.1a
- 3501.5
- 3501.9
- 3501.23
- 3501.26
- 3501.29
- 3501.43
- 3501.55
- 3501.56
- 3501.61
- 3501.62
- 3501.77
- 3501.86
- 3501.99

U.S. Navy Uniform Regulations
Summary of Changes (27 March 2024)

22. Chapter 3, Female Officer, Formal and Dinner Dress Uniform, Dinner Dress Uniform Dinner Dress White Jacket

Deleted:

Female Officer

**Formal and Dinner Dress Uniform
Dinner Dress White Jacket**



BASIC UNIFORM COMPONENTS

- Coat, Dinner Dress White Jacket
- Shirt, White, Formal
- Slacks, Blue, Formal ²
- Shoes, Service, Black ²
- Socks, Black
- Brassiere
- Underpants
- Cuff Links, Gold ⁶
- Cummerbund, Gold
- Necktie, Dress, Black
- Studs, Gold ⁶
- Miniature Medals

ARTICLE

- 3501.15
- 3501.50
- 3501.70
- 3501.58
- 3501.78
- 3501.6
- 3501.100
- 3501.19
- 3501.20
- 3501.35
- 3501.79
- 5315

PRESCRIBABLE ITEMS

- Gloves, White

- 3501.24

OPTIONAL ITEMS

- All-Weather Coat, Double Breasted
- Cap, Combination, White (required w/outer garment)
- Earrings (silver, yellow or white gold, white pearl or colorless diamond)
- Handbag, Black Dress
- Hosiery, Flesh Tone
- Scarf (w/outer garment only)
- Shoes, Formal, Black ²
- Shoes, Formal, Black, Flat ²
- Skirt, Blue, Formal
- Skirt, Blue, Unbelted
- Slip
- Umbrella, Black

- 3501.1a
- 3501.9
- 3501.23
- 3501.26
- 3501.29
- 3501.43
- 3501.55
- 3501.56
- 3501.61
- 3501.62
- 3501.77
- 3501.99

**U.S. Navy Uniform Regulations
Summary of Changes (27 March 2024)**

Added:

Female Officer

**Formal and Dinner Dress Uniform
Dinner Dress White Jacket**



BASIC UNIFORM COMPONENTS

- Coat, Dinner Dress White Jacket
- Shirt, White, Formal
- Slacks, Blue, Formal ²
- Shoes, Service, Black ²
- Socks, Black
- Brassiere
- Underpants
- Cuff Links, Gold ⁶
- Cummerbund, Gold
- Necktie, Dress, Black
- Studs, Gold ⁶
- Miniature Medals

ARTICLE

- 3501.15
- 3501.50
- 3501.70
- 3501.58
- 3501.78
- 3501.6
- 3501.100
- 3501.19
- 3501.20
- 3501.35
- 3501.79
- 5315

PRESCRIBABLE ITEMS

- Gloves, White

- 3501.24

OPTIONAL ITEMS

- All-Weather Coat, Double Breasted
- Cap, Combination, White
(required w/outer garment)
- Earrings (silver, yellow or white gold,
white pearl or colorless diamond)
- Handbag, Black Dress
- Hosiery, Flesh Tone
- Scarf (w/outer garment only)
- Shoes, Formal, Black ²
- Shoes, Formal, Black, Flat ²
- Skirt, Blue, Formal
- Skirt, Blue, Unbelted
- Slip
- Tiara (Female)
- Umbrella, Black

- 3501.1a
- 3501.9
- 3501.23
- 3501.26
- 3501.29
- 3501.43
- 3501.55
- 3501.56
- 3501.61
- 3501.62
- 3501.77
- 3501.86
- 3501.99

**U.S. Navy Uniform Regulations
Summary of Changes (27 March 2024)**

**23. Chapter 3, Female Chief Petty Officer, Formal and Dinner Dress
Uniform, Dinner Dress Uniform Dinner Dress Blue Jacket**

Deleted:

Female Chief Petty Officer

**Dinner Dress Uniform
Dinner Dress Blue Jacket**



BASIC UNIFORM COMPONENTS

Article

- | | |
|--------------------------------------|------------|
| • Coat, Dinner Dress Blue Jacket | • 3501.14 |
| • Shirt, White, Formal | • 3501.50 |
| • Slacks, Blue, Formal ² | • 3501.70 |
| • Shoes, Service, Black ² | • 3501.58 |
| • Socks, Black | • 3501.78 |
| • Brassiere | • 3501.6 |
| • Cuff Links, Gold ⁶ | • 3501.19 |
| • Underpants | • 3501.100 |
| • Studs Gold ⁶ | • 3501.79 |
| • Cummerbund, Gold | • 3501.20 |
| • Necktie, Dress, Black | • 3501.35 |
| • Rating Badge/Service Stripes | • 4211 |
| • Miniature Medals | • 5315 |

PRESCRIBABLE ITEMS

- | | |
|-----------------|-----------|
| • Gloves, White | • 3501.24 |
|-----------------|-----------|

OPTIONAL ITEMS

- | | |
|---|-----------|
| • All-Weather Coat, Double Breasted | • 3501.1a |
| • Black Neck Gaiter (w/authorized outer garment only) | • 3501.5 |
| • Cap, Combination, White (required w/outer garment) | • 3501.9 |
| • Earrings (silver, yellow or white gold, white pearl or colorless diamond) | • 3501.23 |
| • Handbag, Black Dress | • 3501.26 |
| • Hosiery, Flesh Tone | • 3501.29 |
| • Overcoat, Blue | • 3501.39 |
| • Scarf (w/outer garment only) | • 3501.43 |
| • Shoes, Formal, Black ² | • 3501.55 |
| • Shoes, Formal, Black, Flat ² | • 3501.56 |
| • Skirt, Blue, Formal ² | • 3501.61 |
| • Skirt, Blue, Unbelted ² | • 3501.62 |
| • Slip | • 3501.77 |
| • Umbrella, Black | • 3501.99 |

**U.S. Navy Uniform Regulations
Summary of Changes (27 March 2024)**

Added:

Female Chief Petty Officer

**Dinner Dress Uniform
Dinner Dress Blue Jacket**



BASIC UNIFORM COMPONENTS

Article

- | | |
|--------------------------------------|------------|
| • Coat, Dinner Dress Blue Jacket | • 3501.14 |
| • Shirt, White, Formal | • 3501.50 |
| • Slacks, Blue, Formal ² | • 3501.70 |
| • Shoes, Service, Black ² | • 3501.58 |
| • Socks, Black | • 3501.78 |
| • Brassiere | • 3501.6 |
| • Cuff Links, Gold ⁶ | • 3501.19 |
| • Underpants | • 3501.100 |
| • Studs Gold ⁶ | • 3501.79 |
| • Cumberbund, Gold | • 3501.20 |
| • Necktie, Dress, Black | • 3501.35 |
| • Rating Badge/Service Stripes | • 4211 |
| • Miniature Medals | • 5315 |

PRESCRIBABLE ITEMS

- | | |
|-----------------|-----------|
| • Gloves, White | • 3501.24 |
|-----------------|-----------|

OPTIONAL ITEMS

- | | |
|---|-----------|
| • All-Weather Coat, Double Breasted | • 3501.1a |
| • Black Neck Gaiter (w/authorized outer garment only) | • 3501.5 |
| • Cap, Combination, White (required w/outer garment) | • 3501.9 |
| • Earrings (silver, yellow or white gold, white pearl or colorless diamond) | • 3501.23 |
| • Handbag, Black Dress | • 3501.26 |
| • Hosiery, Flesh Tone | • 3501.29 |
| • Overcoat, Blue | • 3501.39 |
| • Scarf (w/outer garment only) | • 3501.43 |
| • Shoes, Formal, Black ² | • 3501.55 |
| • Shoes, Formal, Black, Flat ² | • 3501.56 |
| • Skirt, Blue, Formal ² | • 3501.61 |
| • Skirt, Blue, Unbelted ² | • 3501.62 |
| • Slip | • 3501.77 |
| • Tiara (Female) | • 3501.86 |
| • Umbrella, Black | • 3501.99 |

**U.S. Navy Uniform Regulations
Summary of Changes (27 March 2024)**

**24. Chapter 3, Female Chief Petty Officer, Formal and Dinner Dress
Uniform, Dinner Dress White Jacket**

Deleted:

Female Chief Petty Officer

**Dinner Dress Uniform
Dinner Dress White Jacket**



BASIC UNIFORM COMPONENTS

ARTICLE

- | | |
|--------------------------------------|------------|
| • Coat, Dinner Dress White Jacket | • 3501.15 |
| • Shirt, White, Formal | • 3501.50 |
| • Slacks, Blue, Formal ² | • 3501.70 |
| • Shoes, Service, Black ² | • 3501.58 |
| • Socks, Black | • 3501.78 |
| • Brassiere | • 3501.6 |
| • Cuff Links, Gold ⁶ | • 3501.19 |
| • Underpants | • 3501.100 |
| • Studs Gold ⁶ | • 3501.79 |
| • Cummerbund, Gold | • 3501.20 |
| • Necktie, Dress, Black | • 3501.35 |
| • Rating Badge/Service Stripes | • 4211 |
| • Miniature Medals | • 5315 |

PRESCRIBABLE ITEMS

- | | |
|-----------------|-----------|
| • Gloves, White | • 3501.24 |
|-----------------|-----------|

OPTIONAL ITEMS

- | | |
|---|-----------|
| • All-Weather Coat, Double Breasted | • 3501.1a |
| • Cap, Combination, White
(required w/outer garment) | • 3501.9 |
| • Earrings (silver, yellow or white
gold, white pearl or colorless
diamond) | • 3501.23 |
| • Handbag, Black Dress | • 3501.26 |
| • Hosiery, Flesh Tone | • 3501.29 |
| • Scarf (w/outer garment only) | • 3501.43 |
| • Shoes, Formal, Black ² | • 3501.55 |
| • Shoes, Formal, Black, Flat ² | • 3501.56 |
| • Skirt, Blue, Formal | • 3501.61 |
| • Skirt, Blue, Unbelted | • 3501.62 |
| • Slip | • 3501.77 |
| • Umbrella, Black | • 3501.99 |

**U.S. Navy Uniform Regulations
Summary of Changes (27 March 2024)**

Added:

Female Chief Petty Officer

**Dinner Dress Uniform
Dinner Dress White Jacket**



BASIC UNIFORM COMPONENTS

- Coat, Dinner Dress White Jacket
- Shirt, White, Formal
- Slacks, Blue, Formal ²
- Shoes, Service, Black ²
- Socks, Black
- Brassiere
- Cuff Links, Gold ⁶
- Underpants
- Studs Gold ⁶
- Cummerbund, Gold
- Necktie, Dress, Black
- Rating Badge/Service Stripes
- Miniature Medals

ARTICLE

- 3501.15
- 3501.50
- 3501.70
- 3501.58
- 3501.78
- 3501.6
- 3501.19
- 3501.100
- 3501.79
- 3501.20
- 3501.35
- 4211
- 5315

PRESCRIBABLE ITEMS

- Gloves, White
- 3501.24

OPTIONAL ITEMS


- All-Weather Coat, Double Breasted
- Cap, Combination, White
(required w/outer garment)
- Earrings (silver, yellow or white
gold, white pearl or colorless
diamond)
- Handbag, Black Dress
- Hosiery, Flesh Tone
- Scarf (w/outer garment only)
- Shoes, Formal, Black ²
- Shoes, Formal, Black, Flat ²
- Skirt, Blue, Formal
- Skirt, Blue, Unbelted
- Slip
- Tiara (Female)
- Umbrella, Black
- 3501.1a
- 3501.9
- 3501.23
- 3501.26
- 3501.29
- 3501.43
- 3501.55
- 3501.56
- 3501.61
- 3501.62
- 3501.77
- 3501.86
- 3501.99

**U.S. Navy Uniform Regulations
Summary of Changes (27 March 2024)**

**25. Chapter 3, Female Enlisted (E1-E6), Formal and Dinner Dress Uniform,
Dinner Dress Uniform Dinner Dress Blue Jacket**

Deleted:

**Female Enlisted (E1-E6)
Dinner Dress Uniform
Dinner Dress Blue Jacket**



BASIC UNIFORM COMPONENTS

- Coat, Dinner Dress Blue Jacket
- Shirt, White, Formal
- Slacks, Blue, Formal ²
- Shoes, Service, Black ²
- Socks, Black
- Brassiere
- Cuff Links, Black or Silver ⁷
- Underpants
- Studs, Black or Silver ⁷
- Cummerbund, Black
- Necktie, Dress, Black
- Rating Badge/Service Stripes
- Miniature Medals

ARTICLE

- 3501.14
- 3501.50
- 3501.70
- 3501.55
- 3501.78
- 3501.6
- 3501.19
- 3501.100
- 3501.79
- 3501.20
- 3501.35
- 4221
- 5315

PRESCRIBABLE ITEMS

- None

OPTIONAL ITEMS


- All-Weather Coat, Double Breasted
- Cold Weather Parka
- Black Neck Gaiter (w/authorized outer garment only)
- Hat, White (w/outer garment only)
- Earrings (silver, yellow or white gold, white pearl or colorless diamond)
- Gloves, White
- Handbag, Black Dress
- Hosiery, Flesh Tone
- Scarf (w/outer garment only)
- Shoes, Formal, Black ²
- Shoes, Formal, Black, Flat ²
- Skirt, Blue, Formal ²
- Skirt, Blue, Unbelted
- Slip
- Umbrella, Black

- 3501.1a
- 3501.1b
- 3501.5
- 3501.27
- 3501.23
- 3501.24
- 3501.26
- 3501.29
- 3501.43
- 3501.55
- 3501.56
- 3501.61
- 3501.62
- 3501.77
- 3501.99

**U.S. Navy Uniform Regulations
Summary of Changes (27 March 2024)**

Added:

**Female Enlisted (E1-E6)
Dinner Dress Uniform
Dinner Dress Blue Jacket**



BASIC UNIFORM COMPONENTS

- Coat, Dinner Dress Blue Jacket
- Shirt, White, Formal
- Slacks, Blue, Formal ²
- Shoes, Service, Black ²
- Socks, Black
- Brassiere
- Cuff Links, Black or Silver ⁷
- Underpants
- Studs, Black or Silver ⁷
- Cummerbund, Black
- Necktie, Dress, Black
- Rating Badge/Service Stripes
- Miniature Medals

ARTICLE

- 3501.14
- 3501.50
- 3501.70
- 3501.55
- 3501.78
- 3501.6
- 3501.19
- 3501.100
- 3501.79
- 3501.20
- 3501.35
- 4221
- 5315

PRESCRIBABLE ITEMS

- None

OPTIONAL ITEMS

- All-Weather Coat, Double Breasted
- Cold Weather Parka
- Black Neck Gaiter (w/authorized outer garment only)
- Hat, White (w/outer garment only)
- Earrings (silver, yellow or white gold, white pearl or colorless diamond)
- Gloves, White
- Handbag, Black Dress
- Hosiery, Flesh Tone
- Scarf (w/outer garment only)
- Shoes, Formal, Black ²
- Shoes, Formal, Black, Flat ²
- Skirt, Blue, Formal ²
- Skirt, Blue, Unbelted
- Slip
- Tiara (Female)
- Umbrella, Black

- 3501.1a
- 3501.1b
- 3501.5
- 3501.27
- 3501.23
- 3501.24
- 3501.26
- 3501.29
- 3501.43
- 3501.55
- 3501.56
- 3501.61
- 3501.62
- 3501.77
- 3501.86
- 3501.99

**U.S. Navy Uniform Regulations
Summary of Changes (27 March 2024)**

**26. Chapter 3, Female Enlisted (E1-E6), Formal and Dinner Dress Uniform,
Dinner Dress Uniform Dinner Dress White Jacket**

Deleted:

**Female Enlisted (E1-E6)
Dinner Dress Uniform
Dress White Jacket**



BASIC UNIFORM COMPONENTS

- Coat, Dinner Dress White Jacket
- Shirt, White, Formal
- Slacks, Blue, Formal ²
- Shoes, Service, Black ²
- Socks, Black
- Brassiere
- Cuff Links, Black or Silver ⁷
- Underpants
- Studs, Black or Silver ⁷
- Cummerbund, Black
- Necktie, Dress, Black
- Rating Badge/Service Stripes
- Miniature Medals

ARTICLE

- 3501.15
- 3501.50
- 3501.70
- 3501.58
- 3501.78
- 3501.6
- 3501.19
- 3501.100
- 3501.79
- 3501.20
- 3501.35
- 4221
- 5315

PRESCRIBABLE ITEMS

- None

OPTIONAL ITEMS

- All-Weather Coat, Double Breasted
- Cold Weather Parka
- Hat, White (w/outer garment only)
- Earrings (silver, yellow or white gold, white pearl or colorless diamond)
- Gloves, White
- Handbag, Black Dress
- Hosiery, Flesh Tone
- Scarf (w/outer garment only)
- Shoes, Formal, Black ²
- Shoes, Formal, Black, Flat ²
- Skirt, Blue, Formal ²
- Skirt, Blue, Unbelted ²
- Slip
- Umbrella, Black

- 3501.1a
- 3501.1b
- 3501.27
- 3501.23
- 3501.24
- 3501.26
- 3501.29
- 3501.43
- 3501.55
- 3501.56
- 3501.61
- 3501.62
- 3501.77
- 3501.99

**U.S. Navy Uniform Regulations
Summary of Changes (27 March 2024)**

Added:

**Female Enlisted (E1-E6)
Dinner Dress Uniform
Dress White Jacket**



BASIC UNIFORM COMPONENTS

- Coat, Dinner Dress White Jacket
- Shirt, White, Formal
- Slacks, Blue, Formal ²
- Shoes, Service, Black ²
- Socks, Black
- Brassiere
- Cuff Links, Black or Silver ⁷
- Underpants
- Studs, Black or Silver ⁷
- Cummerbund, Black
- Necktie, Dress, Black
- Rating Badge/Service Stripes
- Miniature Medals

ARTICLE

- 3501.15
- 3501.50
- 3501.70
- 3501.58
- 3501.78
- 3501.6
- 3501.19
- 3501.100
- 3501.79
- 3501.20
- 3501.35
- 4221
- 5315

PRESCRIBABLE ITEMS

- None

OPTIONAL ITEMS

- | | |
|---|-----------|
| • All-Weather Coat, Double Breasted | • 3501.1a |
| • Cold Weather Parka | • 3501.1b |
| • Hat, White (w/outer garment only) | • 3501.27 |
| • Earrings (silver, yellow or white gold, white pearl or colorless diamond) | • 3501.23 |
| • Gloves, White | • 3501.24 |
| • Handbag, Black Dress | • 3501.26 |
| • Hosiery, Flesh Tone | • 3501.29 |
| • Scarf (w/outer garment only) | • 3501.43 |
| • Shoes, Formal, Black ² | • 3501.55 |
| • Shoes, Formal, Black, Flat ² | • 3501.56 |
| • Skirt, Blue, Formal ² | • 3501.61 |
| • Skirt, Blue, Unbelted ² | • 3501.62 |
| • Slip | • 3501.77 |
| • Tiara (Female) | • 3501.86 |
| • Umbrella, Black | • 3501.99 |

U.S. Navy Uniform Regulations
Summary of Changes (27 March 2024)

27. Chapter 2, Section 2, Article 2201.1, Hair

Deleted:

1. HAIR

a. Men. Keep hair neat, clean and well groomed (combed or brushed). Hairstyles and haircuts will present a balanced professional military appearance. Hairstyles/haircuts worn while in uniform or in a duty status will meet the criteria outlined in this paragraph. When wearing the uniform or in a duty status, hairstyles/haircuts will have hair off the ears and above the collar. Hair will be no more than 2 inches in bulk, 4 inches in length and not to extend below the eyebrows when headgear is removed or show underneath when headwear is worn. Bulk is defined as the distance that the mass of hair protrudes from the scalp. Hairstyles worn in uniform will not interfere with the wearing of all uniform covers or the proper wearing of safety equipment. Hairstyles with hair above the ears and around the neck will be tapered from the lower natural hairline upwards at least 3/4 inch and outward not greater than 3/4 inch to blend with longer hair. Hair coloring must look natural. Multicolored hair is not authorized. The unique quality and texture of curled, waved, and straight hair are recognized, and in some cases the 3/4 inch taper at the back of the neck may be difficult to attain. In all cases, hair from the back and sides must present a graduated appearance from the hairline upward. Tapers may include a straight, blocked or rounded edge line at the back of the neck. One cut, clipped or shaved narrow, fore and aft part, no longer than 4 inches in length and no more than 1/8th inch in width is authorized. Varying hairstyles, including flat top, bald/shaved heads, high and tight, hi-top and low-top fades, afros, and similar styles are examples of authorized hairstyles. Plaited, braided, locks, twists, faux hawk hairstyles or hairstyles similar in appearance are examples of unauthorized hairstyles in uniform or in a duty status. Sideburns worn will be neatly trimmed and tailored in the same manner as the haircut. The hair length of the sideburns will not exceed the hair length where it intersects with the haircut. Sideburns will not extend below a point level with the middle of the ear, will be of even width (not flared) and will end with a clean shaven horizontal line. Sideburns are not authorized with bald hairstyles Figure 2-2-1 refers. "Muttonchops", "ship's captain", or similar grooming modes are not authorized.

b. Women. This policy applies to female Sailors while wearing the Navy uniform and when wearing civilian clothes in the performance of duty.

(1) Acceptable Hairstyle Criteria. Hairstyles will not detract from a professional military appearance in uniform. Hairstyles and haircuts will present a balanced professional military appearance. Appropriateness of a hairstyle will be evaluated by its appearance when headgear is worn. All headgear will fit snugly and comfortably around the largest part of the head without distortion or excessive gaps. Hairstyles will not interfere with the proper wearing of headgear, protective masks or equipment. When headgear is worn, hair will not show from under the front of the headgear. Hair is not to protrude from the opening in the back of the ball cap, except when wearing a bun or ponytail hairstyle. All buns and ponytails will be positioned on the back of the head to ensure the proper wearing of all headgear.

(2) Lopsided and extremely asymmetrical hairstyles are not authorized. Angled hairstyles will have no more than a 1-1/2 inch difference between

U.S. Navy Uniform Regulations
Summary of Changes (27 March 2024)

the front and the back length of hair. Layered hairstyles are authorized provided layers present a smooth and graduated appearance.

(3) Hair length, when in uniform, may touch, but not fall below a horizontal line level with the lower edge of the back of the collar. With jumper uniforms, hair may extend a maximum of 1-1/2 inches below the top of the jumper collar. Long hair, including braids, will be neatly fastened, pinned, or secured to the head. When bangs are worn, they will not extend below the eyebrows. Hair length will be sufficient to prevent the scalp from being readily visible (with the exception of documented medical conditions).

(4) Hair bulk (minus the bun) as measured from the scalp will not exceed 2 inches. Figure 2-2-2 refers. The bulk of the bun will not exceed 3 inches when measured from the scalp and the diameter of the bun will not exceed or extend beyond the width of the back of the head. Loose ends must be tucked in and secured.

(5) Hair, wigs, or hair extensions/pieces must be of a natural hair color (i.e. blonde, brunette, brown, red, gray, or black). Hair extensions/pieces must match the current color of hair. Wigs, hairpieces and extensions will be of such quality and fit so as to present a natural appearance and conform to the grooming guidelines listed herein. Tints and highlights will result in natural hair colors and be similar to the current base color of the hair.

(6) Very short length hairstyles will not exceed two inches in bulk and four inches in length anywhere on the head. Very short length hairstyles may also include a taper at the back and side of the head and one straight fore and aft hard part. The lower edge of tapers may be rounded, squared or shapeless. Tapers will extend from the lower hairline at the back and side of the head upward to facilitate gradual blending with longer hair lengths. Hard parts are optional and will not exceed four inches in length and one-eighth of an inch in width. One hard part may be edged, shaved or clipped on the left or right side of the head, positioned above the temple, but no higher than the crown of the head where the side and top of the head meet. Bald hairstyles (razor cut or shaved short) remain unauthorized except in the case of medically prescribed treatments and required care. Styles with shaved portions of the scalp (other than the neckline), those with designs cut, braided, or parted into the hair, as well as dyed using unnatural colors are not authorized. The unique quality and texture of curled, waved and straight hair are recognized. While this list will not be considered all inclusive, the following hairstyles are authorized.

a. Three strand braids and two strand braids (also referred to as twists) are authorized. Braided hairstyles shall be conservative and conform to the guidelines listed herein.

b. Multiple braids. Multiple braids consist of more than 2 braids and encompass the whole head. When a hairstyle of multiple braids is worn, each braid shall be of uniform dimension, small in diameter (no more than 1/4 inch), and tightly interwoven to present a neat, professional, well groomed appearance. Foreign material (e.g., beads, decorative items) shall not be braided into the hair. Multiple braids may be worn loose, or may be pulled straight back into a bun, within the guidelines herein.

c. Two individual braids. One braid worn on each side of the

U.S. Navy Uniform Regulations
Summary of Changes (27 March 2024)

head, uniform in dimension and no more than one inch in diameter. Each braid extends from the front to back of the head near the lower portion of the hair line (i.e., braids are closer to the top of the ear than the top of the head to prevent interference with wearing of headgear). A single french braid may be worn starting near the top of the head and be braided to the end of the hair. The end of the braid must be secured to the head and braid placement shall be down the middle of the back of the head.

d. Corn rows. Must be in symmetrical fore and aft rows, and must be close to the head, leaving no hair unbraided. They must be no larger than 1/4 inch in diameter and show no more than approximately 1/8 inch of scalp between rows. Corn row ends shall not protrude from the head. Rows must end at the nape of the neck and shall be secured with rubber bands that match the color of the hair. Corn rows may end in a bun conforming to the guidelines listed herein, if hair length permits.

e. Rolls. Two individual rolls, one on each side of the head, must be near the lower portion of the hair line (i.e., rolls are closer to the top of the ear than the top of the head and will not interfere with wearing of headgear). Rolls must be of uniform dimension and no more than one inch in diameter.

f. Locks. Lock hairstyle (locks) for the purpose of Navy uniform regulations grooming standards consists of one section of hair that twists from or near the root to the end of the hair and creates a uniform ringlet or cord-like appearance. Locks may be worn in short, medium, and long hair lengths in the following manner:

(1) Locks must continue from the root to the end of the hair in one direction (no zig-zagging, curving, or ending before the end of the lock to dangle as a wisp or loose hair) and should encompass the whole head. Locks partings must be square or rectangle in shape in order to maintain a neat and professional military appearance.

(2) Locks can be loose (free-hanging where no hair is added to the lock once it is started other than hair extensions that are attached to natural hair). When worn loose, locks will be spaced no more than three-eighths of an inch apart, diameter/width will not exceed three-eighths of an inch, and locks will be tightly interlaced to present a neat and professional military appearance. Locks may also be worn in a bun provided all hair grooming requirements are met. Faux locks are authorized provided the hairstyle worn is in compliance with female hair grooming requirements. Locks may not be worn in combination with other hair styles (e.g. twists, braids).

(3) New growth (defined as hair that naturally grows from the scalp and has not yet been locked) will not exceed one-half inch at any time.

(4) Locks that do not meet the above standards and do not present a neat and professional military appearance will not be worn in uniform. Commanding officers have the ultimate responsibility for determining when hairstyles are out of standards.

g. Ponytails. A ponytail is a hairstyle in which the hair on the head is pulled away from the face, gathered and secured at the back of the head with an approved accessory. Hair extending beyond the securing accessory may be braided or allowed to extend naturally. The wear of a single braid, French braid, or a single

U.S. Navy Uniform Regulations
Summary of Changes (27 March 2024)

ponytail in Service, Working, and PT uniforms is authorized. The following criteria pertain to the wearing of ponytail hairstyles while wearing a U.S. Navy uniform. Ponytail hairstyles will not interfere with the proper wearing of military headwear and equipment nor extend downward more than three inches below the lower edge of the collar (shirt/blouse, jacket or coat) while sitting, standing or walking. Additionally, ponytails will not extend outward more than three inches behind the head as measured from the securing accessory, nor shall the width exceed the width of the back of the head or be visible from the front. In spaces or environments where there are operational hazards such as rotating gear, etc., the hair may not be worn below the bottom of the collar.

h. Hair Accessories. When hair accessories are worn, they must be consistent with the hair color. A maximum of two small barrettes, similar to hair color, may be used to secure the hair to the head. Bun accessories (used to form the bun), are authorized if completely concealed. Additional hairpins, bobby pins, small rubber bands, or small thin fabric elastic bands may be used to hold hair in place, if necessary. The intent is for pinned-up hair to be styled in a manner that prevents loose ends from extending upward or outward from the head. For example, when using barrettes or hairpins, hair will not extend loosely from the head; when hair is in a bun, all loose ends must be tucked in and secured. Hair accessories shall not present a safety or Foreign Object Damage (FOD) hazard. Hair nets shall not be worn unless authorized for a specific type of duty. Headbands, scrunchies, combs, claws and butterfly clips, are examples of accessories that are not authorized; this list is not to be considered all inclusive.

i. Unauthorized Hairstyles. While this list shall not be considered all inclusive, the following hairstyles are not authorized: pigtailed; braids that are widely spaced and/or protrude from the head.

j. Grooming Standards Exception.

(1). During group command/unit physical training, Commanding Officers are authorized to standardize unit policy for the relaxation of Female hair Grooming Standards with regard to having hair secured to head (e.g., ponytails). Hair restraining devices, if worn, will be consistent with the current hair color.

(2). Relaxed Hair Requirement with Dinner Dress Uniforms. Female Sailors are authorized to wear their hair below the lower edge of the collar of the blouse, jacket, or coat of the dinner dress uniform being worn. All other navy grooming requirements will remain in effect per the guidance promulgated by this instruction.

Added: Chapter 2, Section 2, Article 2201.1, Hair

1. HAIR

a. Men. Keep hair neat, clean and well groomed (combed or brushed). Hairstyles and haircuts will present a balanced professional military appearance. Hairstyles/haircuts worn while in uniform or in a duty status will meet the criteria outlined in this paragraph. When wearing the uniform or in a duty status,

U.S. Navy Uniform Regulations
Summary of Changes (27 March 2024)

hairstyles/haircuts will have hair off the ears and above the collar. Hair will be no more than 2 inches in bulk, 4 inches in length and not to extend below the eyebrows when headgear is removed or show underneath when headwear is worn. Bulk is defined as the distance that the mass of hair protrudes from the scalp. Hairstyles worn in uniform will not interfere with the wearing of all uniform covers or the proper wearing of safety equipment. Hairstyles with hair above the ears and around the neck will be tapered from the lower natural hairline upwards at least 3/4 inch and outward not greater than 3/4 inch to blend with longer hair. Hair coloring must look natural. Multicolored hair is not authorized. The unique quality and texture of curled, waved, and straight hair are recognized, and in some cases the 3/4 inch taper at the back of the neck may be difficult to attain. In all cases, hair from the back and sides must present a graduated appearance from the hairline upward. Tapers may include a straight, blocked or rounded edge line at the back of the neck. One cut, clipped or shaved narrow, fore and aft part, no longer than 4 inches in length and no more than 1/8th inch in width is authorized. Varying hairstyles, including flat top, bald/shaved heads, high and tight, hi-top and low-top fades, afros, and similar styles are examples of authorized hairstyles. Plaited, braided, locks, twists, faux hawk hairstyles or hairstyles similar in appearance are examples of unauthorized hairstyles in uniform or in a duty status. Sideburns worn will be neatly trimmed and tailored in the same manner as the haircut. The hair length of the sideburns will not exceed the hair length where it intersects with the haircut. Sideburns will not extend below a point level with the middle of the ear, will be of even width (not flared) and will end with a clean shaven horizontal line. Sideburns are not authorized with bald hairstyles Figure 2-2-1 refers. "Muttonchops", "ship's captain", or similar grooming modes are not authorized.

b. Women. This policy applies to female Sailors while wearing the Navy uniform and when wearing civilian clothes in the performance of duty.

(1) Acceptable Hairstyle Criteria. Hairstyles will not detract from a professional military appearance in uniform. Hairstyles and haircuts will present a balanced professional military appearance. Appropriateness of a hairstyle will be evaluated by its appearance when headgear is worn. All headgear will fit snugly and comfortably around the largest part of the head without distortion or excessive gaps. Hairstyles will not interfere with the proper wearing of headgear, protective masks or equipment. When headgear is worn, hair will not show from under the front of the headgear. Hair is not to protrude from the opening in the back of the ball cap, except when wearing a bun or ponytail hairstyle. All buns and ponytails will be positioned on the back of the head to ensure the proper wearing of all headgear.

(2) Lopsided and extremely asymmetrical hairstyles are not authorized. Angled hairstyles will have no more than a 1-1/2 inch difference between the front and the back length of hair. Layered hairstyles are authorized provided layers present a smooth and graduated appearance.

(3) Hair length, when in uniform, may touch, but not fall below a horizontal line level with the lower edge of the back of the collar. With jumper uniforms, hair may extend a maximum of 1-1/2 inches below the top of the jumper collar. Long hair, including braids, will be neatly fastened, pinned, or secured to the head. When bangs are worn, they will not extend below the eyebrows. Hair length will be sufficient to

U.S. Navy Uniform Regulations
Summary of Changes (27 March 2024)

prevent the scalp from being readily visible (with the exception of documented medical conditions).

(4) Hair bulk (minus the bun) as measured from the scalp will not exceed 2 inches. Figure 2-2-2 refers. The bulk of the bun will not exceed 3 inches when measured from the scalp and the diameter of the bun will not exceed or extend beyond the width of the back of the head. Loose ends must be tucked in and secured.

(5) Hair, wigs, or hair extensions/pieces must be of a natural hair color (i.e. blonde, brunette, brown, red, gray, or black). Hair extensions/pieces must match the current color of hair. Wigs, hairpieces and extensions will be of such quality and fit so as to present a natural appearance and conform to the grooming guidelines listed herein. Tints and highlights will result in natural hair colors and be similar to the current base color of the hair.

(6) Very short length hairstyles will not exceed two inches in bulk and four inches in length anywhere on the head. Very short length hairstyles may also include a taper at the back and side of the head and one straight fore and aft hard part. The lower edge of tapers may be rounded, squared or shapeless. Tapers will extend from the lower hairline at the back and side of the head upward to facilitate gradual blending with longer hair lengths. Hard parts are optional and will not exceed four inches in length and one-eighth of an inch in width. One hard part may be edged, shaved or clipped on the left or right side of the head, positioned above the temple, but no higher than the crown of the head where the side and top of the head meet. Bald hairstyles (razor cut or shaved short) remain unauthorized except in the case of medically prescribed treatments and required care. Styles with shaved portions of the scalp (other than the neckline), those with designs cut, braided, or parted into the hair, as well as dyed using unnatural colors are not authorized. The unique quality and texture of curled, waved and straight hair are recognized. While this list will not be considered all inclusive, the following hairstyles are authorized.

(7) Braids/Twists/Rolls/Locks:

a. French Braids (Dutch Braids). One braid worn on each side of the head, uniform in dimension and no more than one inch in diameter. A single French (Dutch) braid may be worn starting near the top of the head; placement shall be down the middle of the back of the head. Hair shall be braided to the end of the hair. The end of the braid may be worn secured or extended downward no more than more than three inches below the lower edge of the collar (shirt/blouse, jacket or coat) while sitting, standing or walking. Each braid extends from the front to back of the head near the lower portion of the hairline. (i.e., braids are closer to the top of the ear than to prevent interference with wearing headgear).

b. Three strand braids and two strand braids (also referred to as twists) are authorized. Braided hairstyles shall be conservative and conform to the guidelines listed herein.

c. Multiple braids. Multiple braids consist of more than two braids and encompass the whole head. When a hairstyle of multiple braids is worn, each braid shall be of uniform dimension, small in diameter (no more than 1/4 inch), and tightly interwoven to present a neat, professional, well groomed appearance. Foreign

U.S. Navy Uniform Regulations
Summary of Changes (27 March 2024)

material (e.g., beads, decorative items) shall not be braided into the hair. Multiple braids may be worn loose, or may be pulled straight back into a bun, within the guidelines herein.

d. Cornrows. Must be in symmetrical fore and aft rows, and must be close to the head, leaving no hair unbraided. They must be no larger than 1/4 inch in diameter and show no more than approximately 1/8 inch of scalp between rows. Cornrow ends shall not protrude from the head. Rows must end at the nape of the neck and shall be secured with rubber bands that match the color of the hair. Corn rows may end in a bun conforming to the guidelines listed herein, if hair length permits.

e. Rolls. Two individual rolls, one on each side of the head, must be near the lower portion of the hairline (i.e., rolls are closer to the top of the ear than the top of the head and will not interfere with wearing of headgear). Rolls must be of uniform dimension and no more than one inch in diameter.

f. Locks. Lock hairstyle (locks) for the purpose of Navy uniform regulations grooming standards consists of one section of hair that twists from or near the root to the end of the hair and creates a uniform ringlet or cord-like appearance. Locks may be worn in short, medium, and long hair lengths in the following manner:

(1) Locks must continue from the root to the end of the hair in one direction (no zig-zagging, curving, or ending before the end of the lock to dangle as a wisp or loose hair) and should encompass the whole head. Locks partings must be square or rectangle in shape in order to maintain a neat and professional military appearance.

(2) Locks can be loose (free-hanging where no hair is added to the lock once it is started other than hair extensions that are attached to natural hair). When worn loose, locks will be spaced no more than three-eighths of an inch apart, diameter/width will not exceed three-eighths of an inch, and locks will be tightly interlaced to present a neat and professional military appearance. Locks may also be worn in a bun provided all hair grooming requirements are met. Faux locks are authorized provided the hairstyle worn is in compliance with female hair grooming requirements. Locks may not be worn in combination with other hair styles (e.g. twists, braids).

(3) New growth (defined as hair that naturally grows from the scalp and has not yet been locked) will not exceed one-half inch at any time.

(4) Locks that do not meet the above standards and do not present a neat and professional military appearance will not be worn in uniform. Commanding officers have the ultimate responsibility for determining when hairstyles are out of standards.

(8) Ponytails. A ponytail is a hairstyle in which the hair on the head is pulled away from the face, gathered and secured at the back of the head with an approved accessory. Hair extending beyond the securing accessory may be braided or allowed to extend naturally. The wear of a single braid, French braid, or a single ponytail in

U.S. Navy Uniform Regulations
Summary of Changes (27 March 2024)

Service, Working, and PT uniforms is authorized. The following criteria pertain to the wearing of ponytail hairstyles while wearing a U.S. Navy uniform. Ponytail hairstyles will not interfere with the proper wearing of military headwear and equipment nor extend downward more than three inches below the lower edge of the collar (shirt/blouse, jacket or coat) while sitting, standing or walking. Additionally, ponytails will not extend outward more than three inches behind the head as measured from the securing accessory, nor shall the width exceed the width of the back of the head or be visible from the front. In spaces or environments where there are operational hazards such as rotating gear, etc., the hair may not be worn below the bottom of the collar.

(9) Hair Accessories. When hair accessories are worn, they must be consistent with the hair color. A maximum of two small barrettes, similar to hair color, may be used to secure the hair to the head. Bun accessories (used to form the bun), are authorized if completely concealed. Additional hairpins, bobby pins, small rubber bands, or small thin fabric elastic bands may be used to hold hair in place, if necessary. The intent is for pinned-up hair to be styled in a manner that prevents loose ends from extending upward or outward from the head. For example, when using barrettes or hairpins, hair will not extend loosely from the head; when hair is in a bun, all loose ends must be tucked in and secured. Hair accessories shall not present a safety or Foreign Object Damage (FOD) hazard. Hair nets shall not be worn unless authorized for a specific type of duty. Headbands, scrunchies, combs, claws and butterfly clips, are examples of accessories that are not authorized; this list is not to be considered all inclusive.

(10) Unauthorized Hairstyles. While this list shall not be considered all inclusive, the following hairstyles are not authorized: pigtailed; braids that are widely spaced and/or protrude from the head.

(11) Grooming Standards Exception.

a. During group command/unit physical training, Commanding Officers are authorized to standardize unit policy for the relaxation of Female hair Grooming Standards with regard to having hair secured to head (e.g., ponytails). Hair restraining devices, if worn, will be consistent with the current hair color.

b. Relaxed Hair Requirement with Dinner Dress Uniforms. Female Sailors are authorized to wear their hair below the lower edge of the collar of the blouse, jacket, or coat of the dinner dress uniform being worn. All other navy grooming requirements will remain in effect per the guidance promulgated by this instruction.

**U.S. Navy Uniform Regulations
Summary of Changes (27 March 2024)**

28. Table 1-1-1 Fy-24 - 1 April 2024 through 30 September 2024 Clothing Requirements and Monetary Allowances

Deleted:

FY-24 CLOTHING REQUIREMENTS AND MONETARY ALLOWANCES TABLE 1-1-1						
Allowances effective 1 October 2023						
FY-24 UNIFORM REQUIREMENTS AND INITIAL CLOTHING ALLOWANCE NAVY MEN (E1-E6)						
Item	Qty.	Unit Price	Total	Net Change from FY-23	Useful Life in Mos.	Annual Replace Allow.
Bag, Duffel, OD	1	25.05	25.05	0.69	120	2.51
Belt, Web, Ctn, Blk, w/chromium clip	2	4.62	9.24	0.46	24	2.31
Belt, Web, Ctn, Wh, w/silver clip	1	4.07	4.07	0.20	24	2.04
Blousing Straps	2	2.16	4.32	1.72	12	2.16
9" Boots	1	152.63	152.63	5.83	24	76.32
Buckle, Belt, Chromium Plated	2	5.62	11.24	0.32	36	1.87
Cap, Garrison	1	12.58	12.58	0.35	36	4.19
Cap, Knit, Wl, Bl	1	5.46	5.46	0.15	60	1.09
Cap, Utility w/ACE Logo	2	13.42	26.84	0.74	18	8.95
Drawers, Briefs, Ctn, Wh	8	3.40	27.20	0.16	N/A	0.00
Gloves, Leather, Blk, Unisex	1	27.51	27.51	1.57	36	9.17
Grp Rate Mk Emb Bl Tw (3/4)	1	0.79	0.79	0.02	N/A	0.00
Grp Rate Mk Emb Wh Poly (3/4)	1	0.50	0.50	0.01	N/A	0.00
Hat, White CNT	2	13.96	27.92	0.84	6	27.92
Insignia, Collar, Service E2	1	2.56	2.56	1.15	12	2.56
Insignia, Collar, Service E3	1	3.10	3.10	1.53	12	3.10
Jacket, Fitness Suit	1	61.40	61.40	2.57	48	15.35
Jumper, Blue, Dress	1	115.06	115.06	6.23	48	28.77
Jumper, White, Dress	1	45.43	45.43	2.83	24	22.72
Liner, Fleece	1	79.15	79.15	2.68	48	19.79
Mock Turtle Neck	1	34.50	34.50	1.36	36	11.50
Neckerchief, Blk	1	11.82	11.82	1.49	48	2.96
Pants, Fitness Suit	1	51.02	51.02	2.59	48	12.76
Parka, Cold Weather, Black	1	155.70	155.70	6.36	60	31.14
Parka NWU Type III	1	209.51	209.51	2.33	60	41.90
Shirt, Khaki	2	44.71	89.42	11.00	36	14.90
Shirt, NWU Type III	3	45.32	135.96	8.49	24	22.66
Shoes, Black, Dress	1	66.25	66.25	3.07	36	22.08
Shoes, Running, Men's	1	103.14	103.14	7.56	N/A	0.00
Socks, Ctn/Nyl, Blk	3	0.90	2.70	0.09	6	1.80
Socks, Cush Sole, Boots	5	1.80	9.00	0.25	6	3.60
Towel, Bath	4	4.74	18.96	7.04	N/A	0.00
Trousers, Bl, Srg, Broadfall	1	111.56	111.56	3.72	48	27.89
Trousers, Service	2	64.88	129.76	28.32	36	21.63
Trouser, NWU Type III	3	57.31	171.93	7.53	24	28.66
Trousers, CNT, White	1	31.41	31.41	1.71	24	15.71
Undershirts, Ctn, Brown	4	4.22	16.88	0.68	6	8.44
Undershirts, Ctn, Wh	4	4.72	18.88	5.32	N/A	0.00
PT Shirt	2	9.82	19.64	2.04	18	6.55
PT Shorts	2	15.71	31.42	2.72	18	10.47
Cash Allowance: (Recruits Only)					N/A	
Ball Cap	2	13.58	27.16	1.08	18	9.05
Insignia	1	38.00	38.00	1.81	36	12.67
Athletic Socks, Pkg	1	8.99	8.99	0.00	N/A	0.00

**U.S. Navy Uniform Regulations
Summary of Changes (27 March 2024)**

PT Sweat Shirt (Hooded)	1	30.93	30.93	0.00	N/A	0.00
PT Sweat Pants	1	24.15	24.15	0.00	N/A	0.00
	TOTAL		2190.74	136.61		537.19
Change due to item revision				0.00		
Change due to price adjustment				136.61		
Standard Replacement Allowance:	Annual					536.40
Basic Replacement Allowance:	Annual					374.40
Components identified in green are items with respective costing provided during recruit training via a cash allowance.						

U.S. Navy Uniform Regulations
Summary of Changes (27 March 2024)

FY-24 UNIFORM REQUIREMENTS AND INITIAL CLOTHING ALLOWANCE						
NAVY WOMEN (E1-E6)						
Item	Qty.	Unit Price	Total	Net Change from FY-23	Useful Life in Mos.	Annual Replace Allow.
Bag, Duffel, OG	1	25.05	25.05	0.69	120	2.51
Belt, Web, Ctn, Blk, w/chromium clip	2	4.62	9.24	0.46	24	2.31
Blousing Straps	2	2.16	4.32	1.72	12	2.16
Boots, 9"	1	152.06	152.06	5.39	24	76.03
Buckle, Belt, Chromium Plated	2	5.62	11.24	0.32	36	1.87
Cap, Garrison	1	12.58	12.58	0.35	36	4.19
Cap, Knit, Wl, Bl	1	5.46	5.46	0.15	60	1.09
Cap, Utility w/ACE Logo	2	13.42	26.84	0.74	18	8.95
Gloves, Leather, Blk	1	27.51	27.51	1.57	36	9.17
Grp Rate Mk Emb Bl Tw (3/4)	1	0.79	0.79	0.02	N/A	0.00
Grp Rate Mk Emb Wh Poly (3/4)	1	0.50	0.50	0.01	N/A	0.00
Hat White, CNT	2	13.96	27.92	0.84	6	27.92
Insignia, Collar, Service E2	1	2.56	2.56	1.15	12	2.56
Insignia, Collar, Service E3	1	3.10	3.10	1.53	12	3.10
Jacket, Fitness Suit	1	61.40	61.40	2.57	48	15.35
Jumper, Service Dress, Blue	1	111.75	111.75	2.21	48	27.94
Jumper, Service Dress, White	1	45.32	45.32	3.15	24	22.66
Liner, Fleece	1	79.15	79.15	2.68	48	19.79
Mock Turtle Neck	1	34.50	34.50	1.36	36	11.50
Neckerchief, Blk	1	11.82	11.82	1.49	48	2.96
Overblouse, Khaki	2	35.66	71.32	0.90	24	17.83
Pants, Fitness Suit	1	51.02	51.02	2.59	48	12.76
Parka, Cold Weather, Black	1	155.70	155.70	6.36	60	31.14
Parka, NWU Type III	1	209.51	209.51	15.07	60	41.90
Shirt, NWU Type III	3	45.32	135.96	8.49	24	22.66
Shoes, Oxford, Blk	1	64.19	64.19	2.97	36	21.40
Shoes, Running, Women's	1	97.52	97.52	6.29	N/A	0.00
Slacks, Bl, Srg, Broadfall	1	107.22	107.22	3.09	48	26.81
Slacks, CNT, Wh	1	28.44	28.44	1.48	24	14.22
Slacks, Service SU	2	49.92	99.84	4.64	36	16.64
Socks, Ctn/Nyl, Blk	3	0.90	2.70	0.09	6	1.80
Socks, Cush Sole, Boot	5	1.80	9.00	0.25	6	3.60
Trouser, NWU Type III	3	57.31	171.93	7.53	24	28.66
Towel, Bath	4	4.74	18.96	7.04	N/A	0.00
Undershirt, Ctn, Brown	4	4.22	16.88	0.68	6	8.44
Undershirt, Ctn, Wh	4	4.72	18.88	5.32	N/A	0.00
PT Shirt	2	9.82	19.64	2.04	18	6.55
PT Shorts	2	15.71	31.42	3.72	18	10.47
Cash Allowances: (Recruits Only)					N/A	
Ball Cap	2	13.58	27.16	1.08	18	9.05
Insignia	1	38.00	38.00	1.81	36	12.67
Undergarments	1	175.00	175.00	-14.51	N/A	0.00
Athletic Socks, Pkg	1	8.99	8.99	0.00	N/A	0.00
PT Sweat Shirt (Hooded)	1	30.93	30.93	0.00	N/A	0.00
PT Sweat Pants	1	24.15	24.15	0.00	N/A	0.00
Swim Suit	1	31.99	31.99	0.00	N/A	0.00
	TOTAL		2299.46	95.33		528.66
Change due to item revision				0.00		
Change due to price adjustment				136.61		
Standard Replacement Allowance:	Annual					529.20
Basic Replacement Allowance:	Annual					370.80
Components identified in green are items with respective costing provided during recruit training via a cash allowance.						

U.S. Navy Uniform Regulations
Summary of Changes (27 March 2024)

FY-24 UNIFORM REQUIREMENTS AND INITIAL CLOTHING ALLOWANCE						
NAVY CHIEF PETTY OFFICER (MEN)						
Item	Qty.	Unit Price	Total	Net Change from FY-23	Useful Life in Mos.	Annual Replace Allow.
Belts:						
Black, (No Buckle)	1	11.71	11.71	0.00	36	3.90
Khaki, (No Buckle)	1	11.71	11.71	0.00	24	5.86
White, (No Buckle)	1	9.22	9.22	0.00	36	3.07
Buckle	2	9.52	19.04	1.66	36	3.17
Cap Covers:						
Khaki, Poly/WI	1	22.69	22.69	1.14	48	5.67
Combination Hat w/ White Cover	1	66.97	66.97	3.24	48	16.74
Cap Device, CPO	1	13.50	13.50	0.00	48	3.38
Gloves, White	1	6.71	6.71	0.00	48	1.68
Insignia:						
Collar Devices; set	1	18.00	18.00	0.00	36	6.00
Rating Badge, Blk	1	23.78	23.78	0.00	36	7.93
Shoulder Boards, Soft; set	1	9.25	9.25	0.00	36	3.08
Necktie, Black	1	8.21	8.21	0.98	48	2.05
Shirts:						
White, CNT	1	42.78	42.78	1.50	36	14.26
White, Poly/Ctn, LS	1	45.15	45.15	1.90	36	15.05
Shoes, White	1	115.00	115.00	5.11	36	38.33
Socks, White	1	5.39	5.39	0.00	12	5.39
Trousers:						
Khaki, Poly/WI	1	97.39	97.39	1.80	36	32.46
White, CNT	1	67.65	67.65	1.20	36	22.55
Uniform:						N/A
Service Dress Blue-Coat/Trou	1	439.00	439.00	14.00	48	109.75
Service Dress White-Coat	1	224.00	224.00	4.00	48	56.00
w/collar devices; set	1	23.23	23.23	0.00	36	7.74
	TOTAL		1280.38	36.53		364.06
Change due to item revision				0.00		
Change due to price adjustment						

U.S. Navy Uniform Regulations
Summary of Changes (27 March 2024)

FY-24 UNIFORM REQUIREMENTS AND INITIAL CLOTHING ALLOWANCE NAVY CHIEF PETTY OFFICER (MEN) (CONT'D) E6 ITEMS REQUIRED OF A CPO						
Item	Qty.	Unit Price	Total	Net Change from FY-23	Useful Life in Mos.	Annual Replace Allow.
Blousing Straps	2	2.16	4.32	1.72	12	2.16
Boots, 9"	1	152.63	152.63	5.83	24	76.32
Cap, Utility w/ACE Logo	2	13.42	26.84	0.74	18	8.95
Drawers, Ctn, White	8	3.40	27.20	0.16	N/A	0.00
Gloves, Black Leather	1	27.51	27.51	1.57	36	9.17
Jacket, Fitness Suit	1	61.40	61.40	2.57	48	15.35
Liner, Fleece	1	79.15	79.15	2.68	48	19.79
Mock Turtle Neck	1	34.50	34.50	1.36	36	11.50
Pants, Fitness Suit	1	51.02	51.02	2.59	48	12.76
Parka, Cold Weather, Black	1	155.70	155.70	6.36	60	31.14
Parka, NWU Type III	1	209.51	209.51	15.07	60	41.90
Shirt, Khaki, Poly/WI	2	44.71	89.42	11.00	36	14.90
Shirt, NWU Type III	3	45.32	135.96	8.49	24	22.66
Shoes, Black, Dress	1	66.25	66.25	3.07	36	22.08
Socks, 9" Boot	5	1.80	9.00	0.25	6	3.60
Socks, Ctn/Nyl, Black	3	0.90	2.70	0.09	6	1.80
Trouser, NWU Type III	3	57.31	171.93	7.53	24	28.66
Undershirt, Ctn, Brown	4	4.22	16.88	0.68	6	8.44
Undershirt, Ctn, Wh	4	4.72	18.88	5.32	N/A	0.00
PT Shirt	2	9.82	19.64	2.04	18	6.55
PT Shorts	2	15.71	31.42	3.72	18	10.47
Net Change Total:				82.84		
				TOTAL		712.26
Special Replacement Allowance:				ANNUAL		712.80

U.S. Navy Uniform Regulations
Summary of Changes (27 March 2024)

FY-24 UNIFORM REQUIREMENTS AND INITIAL CLOTHING ALLOWANCE NAVY CHIEF PETTY OFFICER (WOMEN)						
Item	Qty.	Unit Price	Total	Net Change from FY-23	Useful Life in Mos.	Annual Replace Allow.
Belts:						
Khaki, (No Buckle)	1	10.05	10.05	0.00	24	5.03
White, (No Buckle)	1	8.30	8.30	0.00	36	2.77
Buckle	2	9.52	19.04	1.66	36	3.17
Cap Covers:						
Khaki, Poly/WI	1	21.55	21.55	0.00	48	5.39
Combination Hat (ACC) w/White Cover	1	63.73	63.73	0.00	48	15.93
Cap Device (Combination)	1	13.50	13.50	0.00	48	3.38
Gloves, White	1	6.71	6.71	0.00	48	1.68
Insignia:						
Collar Devices; set	1	18.00	18.00	0.00	36	6.00
Coverall Embroidery Package	0	0.00	0.00	0.00	0	0.00
Rating Badge, Blk	1	23.78	23.78	0.00	36	7.93
Shoulder Boards, Soft; set	1	9.25	9.25	0.00	36	3.08
Neck Tab, Blk	1	12.96	12.96	2.52	48	3.24
Shirts:						
White, Poly/Ctn, LS	1	45.15	45.15	3.87	36	15.05
White, CNT	1	42.78	42.78	1.50	36	14.26
Shoes:						
White, Service	1	115.00	115.00	5.11	36	38.33
Slacks:						
Khaki, Poly/WI	1	97.39	97.39	1.80	36	32.46
White, CNT	1	67.65	67.65	1.20	36	22.55
Socks, White	1	5.39	5.39	0.00	12	5.39
Dress Uniforms						
Service Dress White, Coat	1	224.00	224.00	4.00	48	56.00
w/collar devices; set	1	23.23	23.23	0.00	36	7.74
Service Dress Blue. Coat and Slacks	1	412.00	412.00	-2.00	48	103.00
	TOTAL		1239-46	19.66		352.38
Change due to item revision				0.00		
Change due to price adjustment						

**U.S. Navy Uniform Regulations
Summary of Changes (27 March 2024)**

FY-24 UNIFORM REQUIREMENTS AND INITIAL CLOTHING ALLOWANCE NAVY CHIEF PETTY OFFICER (WOMEN) (CONT'D) E6 ITEMS REQUIRED OF A CPO						
Item	Qty.	Unit Price	Total	Net Change from FY-23	Useful Life in Mos.	Annual Replace Allow.
Change due to price adjustment						
Blousing Straps	2	2.16	4.32	1.72	12	2.16
Boots, 9"	1	152.06	152.06	5.39	24	76.03
Cap, Utility w/ACE Logo	2	13.42	26.84	0.74	18	8.95
Gloves, Leather, Blk	1	27.51	27.51	1.57	36	9.17
Jacket, Fitness Suit	1	61.40	61.40	2.57	48	15.35
Liner, Fleece	1	79.15	79.15	2.68	48	19.79
Mock Turtle Neck	1	34.50	34.50	1.36	36	11.50
Overblouse, Khaki	2	35.66	71.32	0.90	36	11.89
Pants, Fitness Suit	1	51.02	51.02	2.59	48	12.76
Parka, Cold Weather, Black	1	155.70	155.70	6.36	60	31.14
Parka, NWU Type III	1	209.51	209.51	15.07	60	41.90
Shirt, NWU Type III	3	45.32	135.96	8.49	24	22.66
Trouser, NWU Type III	3	57.31	171.93	7.53	24	28.66
Shoes, Oxford, Black	1	64.19	64.19	2.97	36	21.40
Socks, Cush Sole, Boot	5	1.80	9.00	0.25	6	3.60
Socks, Ctn/Nyl, Blk	3	0.90	2.70	0.09	6	1.80
Undershirt, Ctn, Brown	4	4.22	16.88	0.68	6	8.44
Undershirt, Ctn, Wh	4	4.72	18.88	5.32	N/A	0.00
PT Shirt	2	9.82	19.64	2.04	18	6.55
PT Shorts	2	15.71	31.42	3.72	18	10.47
Net Change Total:				72.04		
				TOTAL		696.60
				ANNUAL		698.40

FY-24 NAVY BAND, NAVAL ACADEMY BAND AND E-6 SELECTED FOR LDO	
Members of Navy Band, Washington, D.C. and Naval Academy Band, Annapolis, Maryland and pay grade E6 selected for temporary appointment as a Limited Duty Officer (LDO) in the Navy receive Chief Petty Officer allowance when assigned to either band or selected for LDO.	
Men below E7	
Initial Allowance:	1280.38
Standard Replacement Allowance-Annual:	712.80
Women below E7	
Initial Allowance:	1239.46
Standard Replacement Allowance-Annual:	698.40

**U.S. Navy Uniform Regulations
Summary of Changes (27 March 2024)**

FY-24 UNIFORM REQUIREMENTS AVIATION OFFICER/CANDIDATES/OFFICER CANDIDATES (MEN)			
Item	Quantity	Unit Price	Total Price
Athletic Clothing:			
Sweat Shirt	1	30.93	30.93
Sweat Pants	1	24.15	24.15
Shirt, PTU	2	9.82	19.64
Shorts, PTU	2	15.71	31.42
Shoes, Running, Men's	1	103.14	103.14
Socks, Athletic	1	8.99	8.99
Belts:			
Black (no buckle)	1	11.71	11.71
Khaki, Web (no buckle)	1	8.30	8.30
White, Web (no buckle)	1	9.22	9.22
Brass Buckle	2	9.52	19.04
Caps:			
Cap, Utility w/ACE Logo	2	13.42	26.84
Cap Covers:			
Khaki, Ply/WI	1	22.69	22.69
Combination Cover with White Cap Cover	1	96.16	96.16
Collar Devices	2	8.64	17.28
Drawers, White, Ctn	6	3.40	20.40
Duffel Bag	1	25.05	25.05
Gloves, Leather Black	1	27.51	27.51
Liner, Fleece	1	79.15	79.15
Parka, Cold Weather, Black	1	155.70	155.70
Necktie, Black	1	8.21	8.21
Shirts:			
Khaki, SS, Ply/WI	2	44.71	89.42
NWU, Type III	1	45.32	0.00
White, SS, Dress, CNT	1	42.78	42.78
White, LS, Dress	1	45.15	45.15
Shoes:			
Black, Dress	1	66.25	66.25
Boot, 9" Leather Men	1	152.63	152.63
White, Dress	1	115.00	115.00
Shoulder Boards	1	30.20	30.20
Socks:			
Black, Ctn/Nyl	4	0.90	3.60
Socks, Boot	3	1.80	5.40
White, Ctn/Nyl	1	5.39	5.39
Sweater			
Turtleneck, Mock	1	34.50	34.50
Towel, Bath	3	4.74	14.22
Trousers:			
Khaki, Ply/WI	2	97.39	194.78
NWU, Type III	1	57.31	57.31
White, Dress, CNT	1	67.65	67.65
Undershirts, Brown, Ctn	3	4.22	12.66
Undershirts, White, Ctn	4	4.72	18.88
Dress Uniform:			
Service Dress Blue (Coat/Trou)	1	439.00	439.00
TOTAL:			2140.35

**U.S. Navy Uniform Regulations
Summary of Changes (27 March 2024)**

FY-24 UNIFORM REQUIREMENTS AVIATION OFFICER/CANDIDATES/OFFICER CANDIDATES (WOMEN)			
Item	Quantity	Unit Price	Total Price
Athletic Clothing:			
Sweat Shirt	1	30.93	30.93
Sweat Pants	1	24.15	24.15
Shirt, PTU	2	9.82	19.64
Short, PTU	2	15.71	31.42
Shoes, Running, Women's	1	97.52	97.52
Socks, Athletic	1	8.99	8.99
Swim Suit	1	31.99	31.99
Belts:			
Khaki, Web (no buckle)	1	8.30	8.30
White, Web (no buckle)	1	8.30	8.30
Brass Buckle	2	9.52	19.04
Caps:			
Cap, Utility w/ACE Logo	2	13.42	26.84
Cap Covers:			
Khaki, Ply/WI	1	21.55	21.55
Collar Devices	2	8.64	17.28
Duffel Bag	1	25.05	25.05
Gloves, Black Leather	1	27.51	27.51
Hat, Combination ACC	1	91.51	91.51
Liner, Fleece	1	79.15	79.15
Parka, Cold Weather, Black	1	155.70	155.70
Neck Tab	1	12.96	12.96
Shirts:			
Khaki, Overblouse Ply/WI	2	35.66	71.32
NWU, Type III	1	45.32	45.32
White, SS, CNT	1	42.78	42.78
White, LS, Dress	1	45.15	45.15
Shoes:			
Black Oxford	1	64.19	64.19
Boots, 9" Leather Women	1	152.06	152.06
White, Dress	1	115.00	115.00
Shoulder Boards	1	30.20	30.20
Shoulder Board Adapter	1	0.02	0.02
Slacks/Trousers:			
Khaki, Ply/WI	2	97.39	194.78
Trouser, NWU Type III	1	57.31	57.31
White, CNT	1	67.65	67.65
Socks:			
Socks, Boots	3	1.80	5.40
Ctn/Nyl, Blk	4	0.90	3.60
White, Ctn/Nyl	1	5.39	5.39
Sweater:			
Turtleneck, Mock	1	34.50	34.50
Towel, Bath	3	4.74	14.22
Undergarments:			
Various	1	175.00	175.00
Undershirts, Brown, Ctn	3	4.22	12.66
Undershirts, White	4	4.72	18.88
Uniform, Service Dress Blue (Jacket & Slacks)	1	412.00	412.00
	TOTAL		2305.26

**U.S. Navy Uniform Regulations
Summary of Changes (27 March 2024)**

Added:

FY-24 - 1 APRIL 2024 THROUGH 30 SEPTEMBER 2024 INITIAL CLOTHING ALLOWANCE Table 1-1-1						
Allowances effective 1 October 2023						
FY-24 UNIFORM REQUIREMENTS AND INITIAL CLOTHING ALLOWANCE NAVY MEN (E1-E6)						
Item	Qty.	Unit Price	Total	Net Change from FY-23	Useful Life in Mos.	Annual Replace Allow.
Bag, Duffel, OD	1	25.05	25.05	0.69	120	2.51
Belt, Web, Ctn, Blk, w/chromium clip	2	4.62	9.24	0.46	24	2.31
Belt, Web, Ctn, Wh, w/silver clip	1	4.07	4.07	0.20	24	2.04
Blousing Straps	2	2.16	4.32	1.72	12	2.16
9" Boots	1	152.63	152.63	5.83	24	76.32
Buckle, Belt, Chromium Plated	2	5.62	11.24	0.32	36	1.87
Cap, Garrison	1	12.58	12.58	0.35	36	4.19
Cap, Knit, Wl, Bl	1	5.46	5.46	0.15	60	1.09
Cap, Utility w/ACE Logo	2	13.42	26.84	0.74	18	8.95
Drawers, Briefs, Ctn, Wh	8	3.40	27.20	0.16	N/A	0.00
Gloves, Leather, Blk, Unisex	1	27.51	27.51	1.57	36	9.17
Grp Rate Mk Emb Bl Tw (3/4)	1	0.79	0.79	0.02	N/A	0.00
Grp Rate Mk Emb Wh Poly (3/4)	1	0.50	0.50	0.01	N/A	0.00
Hat, White CNT	2	13.96	27.92	0.84	6	27.92
Insignia, Collar, Service E2	1	2.56	2.56	1.15	12	2.56
Insignia, Collar, Service E3	1	3.10	3.10	1.53	12	3.10
Jacket, Fitness Suit	1	61.40	61.40	2.57	48	15.35
Jumper, Blue, Dress	1	115.06	115.06	6.23	48	28.77
Jumper, White, Dress	1	45.43	45.43	2.83	24	22.72
Liner, Fleece	1	98.57	98.57	22.10	48	24.64
Mock Turtle Neck	1	34.50	34.50	1.36	36	11.50
Neckerchief, Blk	1	11.82	11.82	1.49	48	2.96
Pants, Fitness Suit	1	51.02	51.02	2.59	48	12.76
Parka, Cold Weather, Black	1	155.70	155.70	6.36	60	31.14
Parka NWU Type III	1	209.51	209.51	2.33	60	41.90
Shirt, Khaki	2	44.71	89.42	11.00	36	14.90
Shirt, NWU Type III	3	45.32	135.96	8.49	24	22.66
Shoes, Black, Dress	1	66.25	66.25	3.07	36	22.08
Shoes, Running, Men's	1	103.14	103.14	7.56	N/A	0.00
Socks, Ctn/Nyl, Blk	3	0.90	2.70	0.09	6	1.80
Socks, Cush Sole, Boots	5	1.80	9.00	0.25	6	3.60
Towel, Bath	4	4.74	18.96	7.04	N/A	0.00
Trousers, Bl, Srg, Broadfall	1	111.56	111.56	3.72	48	27.89
Trousers, Service	2	64.88	129.76	28.32	36	21.63
Trouser, NWU Type III	3	57.31	171.93	7.53	24	28.66
Trousers, CNT, White	1	31.41	31.41	1.71	24	15.71
Undershirts, Ctn, Brown	4	4.22	16.88	0.68	6	8.44
Undershirts, Ctn, Wh	4	4.72	18.88	5.32	N/A	0.00
PT Shirt	2	9.82	19.64	2.04	18	6.55
PT Shorts	2	15.71	31.42	2.72	18	10.47
Cash Allowance: (Recruits Only)					N/A	
Ball Cap	2	13.58	27.16	1.08	18	9.05
Insignia	1	38.00	38.00	1.81	36	12.67
Athletic Socks, Pkg	1	8.99	8.99	0.00	N/A	0.00
PT Sweat Shirt (Hooded)	1	30.93	30.93	0.00	N/A	0.00
PT Sweat Pants	1	24.15	24.15	0.00	N/A	0.00
	TOTAL		2210.16	156.03		542.04
Change due to item revision				0.00		

**U.S. Navy Uniform Regulations
Summary of Changes (27 March 2024)**

Change due to price adjustment				156.03		
Standard Replacement Allowance:	Annual					543.60
Basic Replacement Allowance:	Annual					381.60
Components identified in green are items with respective costing provided during recruit training via a cash allowance.						

U.S. Navy Uniform Regulations
Summary of Changes (27 March 2024)

FY-24 - 1 APRIL 2024 THROUGH 30 SEPTEMBER 2024
INITIAL CLOTHING ALLOWANCE
NAVY WOMEN (E1-E6)

Item	Qty.	Unit Price	Total	Net Change from FY-23	Useful Life in Mos.	Annual Replace Allow.
Bag, Duffel, OG	1	25.05	25.05	0.69	120	2.51
Belt, Web, Ctn, Blk, w/chromium clip	2	4.62	9.24	0.46	24	2.31
Blousing Straps	2	2.16	4.32	1.72	12	2.16
Boots, 9"	1	152.06	152.06	5.39	24	76.03
Buckle, Belt, Chromium Plated	2	5.62	11.24	0.32	36	1.87
Cap, Garrison	1	12.58	12.58	0.35	36	4.19
Cap, Knit, WI, Bl	1	5.46	5.46	0.15	60	1.09
Cap, Utility w/ACE Logo	2	13.42	26.84	0.74	18	8.95
Gloves, Leather, Blk	1	27.51	27.51	1.57	36	9.17
Grp Rate Mk Emb Bl Tw (3/4)	1	0.79	0.79	0.02	N/A	0.00
Grp Rate Mk Emb Wh Poly (3/4)	1	0.50	0.50	0.01	N/A	0.00
Hat White, CNT	2	13.96	27.92	0.84	6	27.92
Insignia, Collar, Service E2	1	2.56	2.56	1.15	12	2.56
Insignia, Collar, Service E3	1	3.10	3.10	1.53	12	3.10
Jacket, Fitness Suit	1	61.40	61.40	2.57	48	15.35
Jumper, Service Dress, Blue	1	111.75	111.75	2.21	48	27.94
Jumper, Service Dress, White	1	45.32	45.32	3.15	24	22.66
Liner, Fleece	1	98.57	98.57	22.10	48	24.64
Mock Turtle Neck	1	34.50	34.50	1.36	36	11.50
Neckerchief, Blk	1	11.82	11.82	1.49	48	2.96
Overblouse, Khaki	2	35.66	71.32	0.90	24	17.83
Pants, Fitness Suit	1	51.02	51.02	2.59	48	12.76
Parka, Cold Weather, Black	1	155.70	155.70	6.36	60	31.14
Parka, NWU Type III	1	209.51	209.51	15.07	60	41.90
Shirt, NWU Type III	3	45.32	135.96	8.49	24	22.66
Shoes, Oxford, Blk	1	64.19	64.19	2.97	36	21.40
Shoes, Running, Women's	1	97.52	97.52	6.29	N/A	0.00
Slacks, Bl, Srg, Broadfall	1	107.22	107.22	3.09	48	26.81
Slacks, CNT, Wh	1	28.44	28.44	1.48	24	14.22
Slacks, Service SU	2	49.92	99.84	4.64	36	16.64
Socks, Ctn/Nyl, Blk	3	0.90	2.70	0.09	6	1.80
Socks, Cush Sole, Boot	5	1.80	9.00	0.25	6	3.60
Trouser, NWU Type III	3	57.31	171.93	7.53	24	28.66
Towel, Bath	4	4.74	18.96	7.04	N/A	0.00
Undershirt, Ctn, Brown	4	4.22	16.88	0.68	6	8.44
Undershirt, Ctn, Wh	4	4.72	18.88	5.32	N/A	0.00
PT Shirt	2	9.82	19.64	2.04	18	6.55
PT Shorts	2	15.71	31.42	3.72	18	10.47
Cash Allowances: (Recruits Only)					N/A	
Ball Cap	2	13.58	27.16	1.08	18	9.05
Insignia	1	38.00	38.00	1.81	36	12.67
Undergarments	1	175.00	175.00	-14.51	N/A	0.00
Athletic Socks, Pkg	1	8.99	8.99	0.00	N/A	0.00
PT Sweat Shirt (Hooded)	1	30.93	30.93	0.00	N/A	0.00
PT Sweat Pants	1	24.15	24.15	0.00	N/A	0.00
Swim Suit	1	31.99	31.99	0.00	N/A	0.00
	TOTAL		2318.88	114.75		533.51
Change due to item revision				0.00		
Change due to price adjustment				114.75		
Standard Replacement Allowance:	Annual					532.80
Basic Replacement Allowance:	Annual					374.40

Components identified in green are items with respective costing provided during recruit training via a cash allowance.

**U.S. Navy Uniform Regulations
Summary of Changes (27 March 2024)**

**FY-24 - 1 APRIL 2024 THROUGH 30 SEPTEMBER 2024
INITIAL CLOTHING ALLOWANCE
NAVY CHIEF PETTY OFFICER (MEN)**

Item	Qty.	Unit Price	Total	Net Change from FY-23	Useful Life in Mos.	Annual Replace Allow.
Belts:						
Black, (No Buckle)	1	11.71	11.71	0.00	36	3.90
Khaki, (No Buckle)	1	11.71	11.71	0.00	24	5.86
White, (No Buckle)	1	9.22	9.22	0.00	36	3.07
Buckle	2	9.52	19.04	1.66	36	3.17
Cap Covers:						
Khaki, Poly/WI	1	22.69	22.69	1.14	48	5.67
Combination Hat w/ White Cover	1	66.97	66.97	3.24	48	16.74
Cap Device, CPO	1	13.50	13.50	0.00	48	3.38
Gloves, White	1	6.71	6.71	0.00	48	1.68
Insignia:						
Collar Devices; set	1	18.00	18.00	0.00	36	6.00
Rating Badge, Blk	1	23.78	23.78	0.00	36	7.93
Shoulder Boards, Soft; set	1	9.25	9.25	0.00	36	3.08
Necktie, Black	1	8.21	8.21	0.98	48	2.05
Shirts:						
White, CNT	1	42.78	42.78	1.50	36	14.26
White, Poly/Ctn, LS	1	45.15	45.15	1.90	36	15.05
Shoes, White	1	115.00	115.00	5.11	36	38.33
Socks, White	1	5.39	5.39	0.00	12	5.39
Trousers:						
Khaki, Poly/WI	1	97.39	97.39	1.80	36	32.46
White, CNT	1	67.65	67.65	1.20	36	22.55
Uniform:						N/A
Service Dress Blue-Coat/Trou	1	439.00	439.00	14.00	48	109.75
Service Dress White-Coat	1	224.00	224.00	4.00	48	56.00
w/collar devices; set	1	23.23	23.23	0.00	36	7.74
	TOTAL		1280.38	36.53		364.06
Change due to item revision				0.00		
Change due to price adjustment						

U.S. Navy Uniform Regulations
Summary of Changes (27 March 2024)

FY-24 - 1 APRIL 2024 THROUGH 30 SEPTEMBER 2024
INITIAL CLOTHING ALLOWANCE
NAVY CHIEF PETTY OFFICER (MEN) (CONT'D)
E6 ITEMS REQUIRED OF A CPO

Item	Qty.	Unit Price	Total	Net Change from FY-23	Useful Life in Mos.	Annual Replace Allow.
Blousing Straps	2	2.16	4.32	1.72	12	2.16
Boots, 9"	1	152.63	152.63	5.83	24	76.32
Cap, Utility w/ACE Logo	2	13.42	26.84	0.74	18	8.95
Drawers, Ctn, White	8	3.40	27.20	0.16	N/A	0.00
Gloves, Black Leather	1	27.51	27.51	1.57	36	9.17
Jacket, Fitness Suit	1	61.40	61.40	2.57	48	15.35
Liner, Fleece	1	98.57	98.57	22.10	48	24.64
Mock Turtle Neck	1	34.50	34.50	1.36	36	11.50
Pants, Fitness Suit	1	51.02	51.02	2.59	48	12.76
Parka, Cold Weather, Black	1	155.70	155.70	6.36	60	31.14
Parka, NWU Type III	1	209.51	209.51	15.07	60	41.90
Shirt, Khaki, Poly/WI	2	44.71	89.42	11.00	36	14.90
Shirt, NWU Type III	3	45.32	135.96	8.49	24	22.66
Shoes, Black, Dress	1	66.25	66.25	3.07	36	22.08
Socks, 9" Boot	5	1.80	9.00	0.25	6	3.60
Socks, Ctn/Nyl, Black	3	0.90	2.70	0.09	6	1.80
Trouser, NWU Type III	3	57.31	171.93	7.53	24	28.66
Undershirt, Ctn, Brown	4	4.22	16.88	0.68	6	8.44
Undershirt, Ctn, Wh	4	4.72	18.88	5.32	N/A	0.00
PT Shirt	2	9.82	19.64	2.04	18	6.55
PT Shorts	2	15.71	31.42	3.72	18	10.47
Net Change Total:				102.26		
				TOTAL		717.11
Special Replacement Allowance:				ANNUAL		716.40

U.S. Navy Uniform Regulations
Summary of Changes (27 March 2024)

FY-24 - 1 APRIL 2024 THROUGH 30 SEPTEMBER 2024 INITIAL CLOTHING ALLOWANCE CHIEF PETTY OFFICER (WOMEN)						
Item	Qty.	Unit Price	Total	Net Change from FY-23	Useful Life in Mos.	Annual Replace Allow.
Belts:						
Khaki, (No Buckle)	1	10.05	10.05	0.00	24	5.03
White, (No Buckle)	1	8.30	8.30	0.00	36	2.77
Buckle	2	9.52	19.04	1.66	36	3.17
Cap Covers:						
Khaki, Poly/WI	1	21.55	21.55	0.00	48	5.39
Combination Hat (ACC) w/White Cover	1	63.73	63.73	0.00	48	15.93
Cap Device (Combination)	1	13.50	13.50	0.00	48	3.38
Gloves, White	1	6.71	6.71	0.00	48	1.68
Insignia:						
Collar Devices; set	1	18.00	18.00	0.00	36	6.00
Coverall Embroidery Package	0	0.00	0.00	0.00	0	0.00
Rating Badge, Blk	1	23.78	23.78	0.00	36	7.93
Shoulder Boards, Soft; set	1	9.25	9.25	0.00	36	3.08
Neck Tab, Blk	1	12.96	12.96	2.52	48	3.24
Shirts:						
White, Poly/Ctn, LS	1	45.15	45.15	3.87	36	15.05
White, CNT	1	42.78	42.78	1.50	36	14.26
Shoes:						
White, Service	1	115.00	115.00	5.11	36	38.33
Slacks:						
Khaki, Poly/WI	1	97.39	97.39	1.80	36	32.46
White, CNT	1	67.65	67.65	1.20	36	22.55
Socks, White	1	5.39	5.39	0.00	12	5.39
Dress Uniforms						
Service Dress White, Coat	1	224.00	224.00	4.00	48	56.00
w/collar devices; set	1	23.23	23.23	0.00	36	7.74
Service Dress Blue. Coat and Slacks	1	412.00	412.00	-2.00	48	103.00
	TOTAL		1239-46	19.66		352.38
Change due to item revision				0.00		
Change due to price adjustment						

**U.S. Navy Uniform Regulations
Summary of Changes (27 March 2024)**

FY-24 - 1 APRIL 2024 THROUGH 30 SEPTEMBER 2024 INITIAL CLOTHING ALLOWANCE CHIEF PETTY OFFICER (WOMEN) (CONT'D) E6 ITEMS REQUIRED OF A CPO						
Item	Qty.	Unit Price	Total	Net Change from FY-23	Useful Life in Mos.	Annual Replace Allow.
Change due to price adjustment						
Blousing Straps	2	2.16	4.32	1.72	12	2.16
Boots, 9"	1	152.06	152.06	5.39	24	76.03
Cap, Utility w/ACE Logo	2	13.42	26.84	0.74	18	8.95
Gloves, Leather, Blk	1	27.51	27.51	1.57	36	9.17
Jacket, Fitness Suit	1	61.40	61.40	2.57	48	15.35
Liner, Fleece	1	98.57	98.57	22.10	48	24.64
Mock Turtle Neck	1	34.50	34.50	1.36	36	11.50
Overblouse, Khaki	2	35.66	71.32	0.90	36	11.89
Pants, Fitness Suit	1	51.02	51.02	2.59	48	12.76
Parka, Cold Weather, Black	1	155.70	155.70	6.36	60	31.14
Parka, NWU Type III	1	209.51	209.51	15.07	60	41.90
Shirt, NWU Type III	3	45.32	135.96	8.49	24	22.66
Trouser, NWU Type III	3	57.31	171.93	7.53	24	28.66
Shoes, Oxford, Black	1	64.19	64.19	2.97	36	21.40
Socks, Cush Sole, Boot	5	1.80	9.00	0.25	6	3.60
Socks, Ctn/Nyl, Blk	3	0.90	2.70	0.09	6	1.80
Undershirt, Ctn, Brown	4	4.22	16.88	0.68	6	8.44
Undershirt, Ctn, Wh	4	4.72	18.88	5.32	N/A	0.00
PT Shirt	2	9.82	19.64	2.04	18	6.55
PT Shorts	2	15.71	31.42	3.72	18	10.47
Net Change Total:				91.46		
				TOTAL		701.45
				ANNUAL		702.00

FY-24 - 1 APRIL 2024 THROUGH 30 SEPTEMBER 2024 NAVY BAND, NAVAL ACADEMY BAND AND E-6 SELECTED FOR LDO	
Members of Navy Band, Washington, D.C. and Naval Academy Band, Annapolis, Maryland and pay grade E6 selected for temporary appointment as a Limited Duty Officer (LDO) in the Navy receive Chief Petty Officer allowance when assigned to either band or selected for LDO.	
Men below E7	
Initial Allowance:	1280.38
Standard Replacement Allowance-Annual:	716.40
Women below E7	
Initial Allowance:	1239.46
Standard Replacement Allowance-Annual:	702.00

**U.S. Navy Uniform Regulations
Summary of Changes (27 March 2024)**

FY-24 - 1 APRIL 2024 THROUGH 30 SEPTEMBER 2024 INITIAL CLOTHING ALLOWANCE UNIFORM REQUIREMENTS AVIATION OFFICER/CANDIDATES/OFFICER CANDIDATES (MEN)			
Item	Quantity	Unit Price	Total Price
Athletic Clothing:			
Sweat Shirt	1	30.93	30.93
Sweat Pants	1	24.15	24.15
Shirt, PTU	2	9.82	19.64
Shorts, PTU	2	15.71	31.42
Shoes, Running, Men's	1	103.14	103.14
Socks, Athletic	1	8.99	8.99
Belts:			
Black (no buckle)	1	11.71	11.71
Khaki, Web (no buckle)	1	8.30	8.30
White, Web (no buckle)	1	9.22	9.22
Brass Buckle	2	9.52	19.04
Caps:			
Cap, Utility w/ACE Logo	2	13.42	26.84
Cap Covers:			
Khaki, Ply/WI	1	22.69	22.69
Combination Cover with White Cap Cover	1	96.16	96.16
Collar Devices	2	8.64	17.28
Drawers, White, Ctn	6	3.40	20.40
Duffel Bag	1	25.05	25.05
Gloves, Leather Black	1	27.51	27.51
Liner, Fleece	1	98.57	98.57
Parka, Cold Weather, Black	1	155.70	155.70
Necktie, Black	1	8.21	8.21
Shirts:			
Khaki, SS, Ply/WI	2	44.71	89.42
NWU, Type III	1	45.32	0.00
White, SS, Dress, CNT	1	42.78	42.78
White, LS, Dress	1	45.15	45.15
Shoes:			
Black, Dress	1	66.25	66.25
Boot, 9" Leather Men	1	152.63	152.63
White, Dress	1	115.00	115.00
Shoulder Boards	1	30.20	30.20
Socks:			
Black, Ctn/Nyl	4	0.90	3.60
Socks, Boot	3	1.80	5.40
White, Ctn/Nyl	1	5.39	5.39
Sweater			
Turtleneck, Mock	1	34.50	34.50
Towel, Bath	3	4.74	14.22
Trousers:			
Khaki, Ply/WI	2	97.39	194.78
NWU, Type III	1	57.31	57.31
White, Dress, CNT	1	67.65	67.65
Undershirts, Brown, Ctn	3	4.22	12.66
Undershirts, White, Ctn	4	4.72	18.88
Dress Uniform:			
Service Dress Blue (Coat/Trou)	1	439.00	439.00
	TOTAL:		2205.09

**U.S. Navy Uniform Regulations
Summary of Changes (27 March 2024)**

FY-24 - 1 APRIL 2024 THROUGH 30 SEPTEMBER 2024 UNIFORM REQUIREMENTS AVIATION OFFICER/CANDIDATES/OFFICER CANDIDATES (WOMEN)			
Item	Quantity	Unit Price	Total Price
Athletic Clothing:			
Sweat Shirt	1	30.93	30.93
Sweat Pants	1	24.15	24.15
Shirt, PTU	2	9.82	19.64
Short, PTU	2	15.71	31.42
Shoes, Running, Women's	1	97.52	97.52
Socks, Athletic	1	8.99	8.99
Swim Suit	1	31.99	31.99
Belts:			
Khaki, Web (no buckle)	1	8.30	8.30
White, Web (no buckle)	1	8.30	8.30
Brass Buckle	2	9.52	19.04
Caps:			
Cap, Utility w/ACE Logo	2	13.42	26.84
Cap Covers:			
Khaki, Ply/WI	1	21.55	21.55
Collar Devices	2	8.64	17.28
Duffel Bag	1	25.05	25.05
Gloves, Black Leather	1	27.51	27.51
Hat, Combination ACC	1	91.51	91.51
Liner, Fleece	1	98.57	98.57
Parka, Cold Weather, Black	1	155.70	155.70
Neck Tab	1	12.96	12.96
Shirts:			
Khaki, Overblouse Ply/WI	2	35.66	71.32
NWU, Type III	1	45.32	45.32
White, SS, CNT	1	42.78	42.78
White, LS, Dress	1	45.15	45.15
Shoes:			
Black Oxford	1	64.19	64.19
Boots, 9" Leather Women	1	152.06	152.06
White, Dress	1	115.00	115.00
Shoulder Boards	1	30.20	30.20
Shoulder Board Adapter	1	0.02	0.02
Slacks/Trousers:			
Khaki, Ply/WI	2	97.39	194.78
Trouser, NWU Type III	1	57.31	57.31
White, CNT	1	67.65	67.65
Socks:			
Socks, Boots	3	1.80	5.40
Ctn/Nyl, Blk	4	0.90	3.60
White, Ctn/Nyl	1	5.39	5.39
Sweater:			
Turtleneck, Mock	1	34.50	34.50
Towel, Bath	3	4.74	14.22
Undergarments:			
Various	1	175.00	175.00
Undershirts, Brown, Ctn	3	4.22	12.66
Undershirts, White	4	4.72	18.88
Uniform, Service Dress Blue (Jacket & Slacks)	1	412.00	412.00
	TOTAL		2324.68